



Horseshoe Pitching NEWSLINE

Official Publication of the National Horseshoe Pitchers Association

VOL. 20, NO. 5

SEPTEMBER/OCTOBER 2008



TOURNAMENT TRAVEL CONTACTS

The following is a list of all NHPA Regional Directors and the states or territory they cover. Those of you who travel and want to get out-of-area tournament information, are encouraged to contact the appropriate Regional Director: each RD maintains a full list of all NHPA sanctioned tournaments in their area. If your travel plans call for stops in several states and you need multiple site information, you might want to write the NHPA 1st Vice-President who is in charge of all RDs. He should have copies of all the state schedules. The address for the 1st VP can be found on page 3 of this publication.

REGION	REGIONAL DIRECTOR	REGION	REGIONAL DIRECTOR	REGION	REGIONAL DIRECTOR
26. Alabama	Ron Kindrick 678 Williamson Kindrick Trail Eclectic, AL 36024 (334) 541-2720 rons_flying_fish@yahoo.com	24. Iowa	C. Leo Buell 1809 Lakeside Drive Iowa City, IA 52240 (319) 338-8256 clbnj@netscape.com	40. North Carolina	Glenn Mitchell 5638 River Rd. N. Wilkesboro, NC 28659 (336) 838-2565 lgmitchell33@charter.net
52. Alaska	Tom Bowers 3075 N. Charley DR. Wasilla, AK 99654-4321 (907) 376-2466 tomyobow@gci.net	18. Kansas	Melvin Jearode 460 160th Rd Concordia, KS 66901 (785) 243-7184 melvin@rhelectric.net	15. North Dakota	Clint Bryson 901 Custer Street Belle Fourche, SD 57717 (605) 892-2195 cmb@rushmore.com
10. Arizona	Larry Ingraham 36408 N. Black Canyon Hwy. Lot 351 Anthem, AZ 85086 (623) 465-8351	32. Kentucky	Monty Roberts Box 637 Warsaw, KY 41095 (859) 567-8511	36. Ohio	Dick Guill 2480 Bryonaire DR Mansfield, OH 44903 (419) 892-2459 dndguill1961@aol.com
21. Arkansas	Dewayne Moody 4628 County RD 36 Mountain Home, AR 72653 (870) 481-6980 shoemanmoody@yahoo.com	27. Louisiana	Ron Latiolais 12102 Turry Road Gonzales, LA 70737 (225) 647-4992 ronlatch@etigers.net	20. Oklahoma	David Montgomery 1824 Rhythm RD. Midwest City, OK 73130 (405) 741-6491 nancyndavid@cox.com
3. California No.	Gail Sluys 1721 San Ramon Way Santa Rosa, CA 95409 (707) 538-3128 gsluys@sbcglobal.net	45. Maine	See New England	2. Oregon	Rick Rebman 80037 Ross Lane Hermiston, OR 97838 (541) 567-8560
4. California So.	Hal Griswold 32612 Balearic Road Dana Point, CA 92629 (949) 496-0577 setibird@yahoo.com	42. Maryland	Don Lawyer 730 Hickok Trail Lusby, MD 20657 (410) 326-2070 horseshoedon@comcast.net	39. Pennsylvania	Darle Esh 68 Solitude Road Milroy, PA 17063 (717) 667-3108
61-72. Canada	Jack Adams 35 O'Neil Crescent Saskatoon, SK Canada S7N 1W7 (306) 373-5184	48. Massachusetts	See New England	50. Rhode Island	See New England
13. Colorado	Don Conklin 898 Sycamore Avenue Boulder, CO 80303 (303) 499-9091 don_conklin_realty@hotmail.com	30. Michigan	Steve Summerlin P.O. Box 536 Webberville, MI 48892 (517) 521-1262 summerlin@cablespeed.com	41. South Carolina	Ron Taylor 1915 Molly Circle York, SC 29745 (803) 684-1453 hawgjaw47@compurium.net
49. Connecticut	See New England	23. Minnesota	Jerry LaBrosse 8170 Fern Lane Greenfield MN 55357 (763) 498-7353 Jlabro6186@aol.com	16. South Dakota	See North Dakota
43. Delaware	Dan Carter 28 Gail RD. New Castle, DE 19702 (302) 326-1311 LOTRingers@aol.com	25. Mississippi	See Alabama	33. Tennessee	Dexter Stallings 731 Reed Drive Powell, TN 37849 (865) 947-7865
35. Florida	Ron Deckard 7302 Brookview Circle Tampa, FL 33634 (813) 884-2932 deckardr@verizon.net	19. Missouri	Elwyn Cooper 6920 N.W. 78th Street Kansas City, MO 64152 (816) 741-0043 ivdead@hotmail.com	22. Texas	Jim Anderson PO Box 154026 Waco, TX 76715 (254) 757-3117 thpajc@zcloud.net
34. Georgia	Jerome Kennedy Rt. 2, Box 1315 Hawkinsville, GA 31036 (478) 892-3885	11. Montana	Wayne Bennett 1520 Beartooth Road Wolf Creek, MT 59648 (406) 235-4062 wands@imnt.net	9. Utah	Gary Wood 525 S 3rd West Salem, Utah 84653 (801) 423-1058
6. Hawaii	Myrtle May L. Kamoku P. O. Box 273 Anahola, Hawaii 96703 (808) 212-1308 MKamoku@hawaii.rr.com	17. Nebraska	Pat Wemhoff 255 6th Avenue, South Columbus, NE 68601 (402) 564-7323	46. Vermont	See New England
8. Idaho	David Spears 845 E. 16th N. Mountain Home, ID 83647 (208) 695-8362 davidspears@roadrunner.com	7. Nevada	Don Weaver 2206 Sunnyslope Avenue Las Vegas, NV 89119 (702) 736-7348 donatlasvegas@aol.com	38. Virginia	Kevin Snelgrove P.O. Box 625 Stuarts Draft, VA 24477 (540) 337-4689 zssnel@vahpa.com
29. Illinois	Dave Shreve 2127 Lynn Street Cahokia, IL 62206 (618) 332-2599 hrshuz@sbcglobal.net	51. New England	Leo Michaud 379 Hodges Street Taunton, MA 02780 (508) 822-9610 loonpnd@comcast.net	1. Washington	Vey Allen 1105 Ione Drive Benton City, WA 99320-4523 (509) 588-3351 veyallen@verizon.net
31. Indiana	Jim Shilling 5044A CR 64 Spencerville, IN 46788 (260) 238-4879 shilling4@mindspring.com	47. New Hampshire	See New England	37. West Virginia	Ken Wilhelm 406 Stealy Avenue Clarksburg, WV 26301 (304) 641-1265 hepzibah69@yahoo.com
		51. New Jersey	Bruce Conord 56 Gallmeier RD. Frenchtown, NJ 08825 (908) 996-3211 bconord@embarqmail.com	28. Wisconsin	Ken Jaeger, Sr. N3539 Knight RD. New London, WI 54961 (920) 982-6287 deershoe@aithenet.net
		14. New Mexico	Harold Combs 9201 LaBarranca NE Albuquerque, NM 87111 (505) 321-3740 hnjcombs@yahoo.com	12. Wyoming	Dick Wilson P.O. Box 182 Sundance, WY 82729 (307) 283-2036
		44. New York	Bob Klock P.O. Box 478 Spencer, NY 14883 (607) 589-4122 tictoklock@aol.com		

NHPA NATIONAL OFFICERS

PRESIDENT: PAUL STEWART

1043 Old Mountain Rd., Statesville, NC 28677-2045
(704) 528-0398, email: nhpapaul@yahoo.com

1ST VICE PRESIDENT: DAN SANDERS

42 Scioto St., Powell, OH 43065
(614) 596-5666, email: dsanderling@yahoo.com

2ND VICE PRESIDENT: CASEY SLUYS

1721 San Ramon Way, Santa Rosa, CA 95409-3964
(707)538-3128, email: kcslus@sbcglobal.net

3RD VICE PRESIDENT: LORRAINE STERNBERG

W206 N13520 Woodside Ln., Richfield, WI 53076
(262)677-3300, email: horshoewi@aol.com

4TH VICE PRESIDENT: JERRY LaBROSSE

8170 Fern Lane, Greenfield MN 55357
(763) 498-7353, email: jlabro6186@aol.com

5TH VICE PRESIDENT: STUART SIPMA

2826 Domino Drive, Bismarck, ND 58503-0831
(701)258-5686, email: ssipma@tsocorp.com

SECRETARY/TREASURER: DICK HANSEN

3085 76th St., Franksville, WI 53126-9661
(262)835-9108, email: nhpa.sec.treas@worldnet.att.net

PROGRAM & COMMITTEE DIRECTORS

GAME RELATED SALES: ROY EVANS, Director

2366 Centerline Industrial Dr., St. Louis, MO 63146-3302
email: nhpagrs@evanspe.com

JUNIOR PROMOTION: JUSTIN SIPMA

2826 Domino Dr., Bismarck, ND 58503-0831
(701) 258-5686

PUBLICITY/PROMOTION: 2nd VP CASEY SLUYS**HISTORIAN:** BOB DUNN

6417 Georgia AVE No., Brooklyn Park, MN 55428
(763) 535-3884, email: BOBCHARLESDDUNN@aol.com

NATSTATS: GLENN JAMIESON

3231 Vineyard Ave., #17 Pleasanton, CA 94566-6359
(925) 462-6030, email: natstatguy@aol.com

HALL OF FAME: VICKI WINSTON

10326 Highway D, LaMonte, MO 65337-2104
(660) 563-3536 email: horshuvi@socket.net

REGIONAL DIRECTORS: 1st VP DAN SANDERS**MEDICAL EXEMPTION FORM REQUESTS:** 1st VP DAN SANDERS**SANCTIONED CLUB/LEAGUE:** 3rd VP LORRAINE STERNBERG**RULES:** 4th VP JERRY LaBROSSE**BYLAWS:** 5th VP STU SIPMA**GRIEVANCE:** 4th VP JERRY LaBROSSE**INSURANCE:** SECRETARY/TREASURER DICK HANSEN**WEBSITE:** PAUL STEWART**WEBMASTER:** STEVE SUMMERLIN

P.O. Box 536, Webberville, MI 48892-0536

email: webmaster@horseshoepitching.com

www.horseshoepitching.com

NHPA NEWSLINE

PUBLISHER/EDITOR: PAULA SUMMERLIN

DESIGN/PRODUCTION: BRD Printing Incorporated & EP Images

PUBLISHER'S POLICY: NHPA Newsline is the official magazine of the National Horseshoe Pitchers Association. The contents may not be reproduced in any manner without prior permission of the Editor. Six issues are published annually on a bi-monthly basis. Back issues or additional copies of Newsline, subject to availability, are \$3.00 each postage included, \$5.00 for World Tournament issue.

ADVERTISING POLICY: The publisher reserves the right to refuse any ad. All ads accepted must be paid for in advance and meet specific form at requirements. The publication of any ad is not necessarily an endorsement of the advertiser nor the featured product or service. Rate inquiries, ad copy and fee should be sent to NHPA Newsline, Paula Summerlin, P.O. Box 536, Webberville, MI 48892-0536

LETTERS POLICY: Newsline welcomes communication and articles from the membership. Submissions should be provided on disk or e-mail in text format (MS Word preferable) or typed, double spaced and should include the writer's name, address and phone number. The editor reserves the right to accept or reject any letter or advertising material. All submissions are subject to editing, available space, and must be received by the first day of the month preceding the date of issue. Email address: psummerlin@cablespeed.com NHPA Newsline, Paula Summerlin, P.O. Box 536, Webberville, MI 48892-0536 Phone: (517)521-1262

SUBSCRIPTION POLICY: The annual subscription price is \$12.00 in the United States which includes postage via discounted standard mail. Add \$8.00/yr. for First Class Mail. Canadian subscriptions are \$20.00 U.S. funds. All new subscriptions, renewals, payment and changes of address must be sent directly to: NHPA, 3085 76th Street, Franksville, WI 53126-9661 Phone/Fax (262)835-9108



Horseshoe Pitching NEWSLINE

Official Publication of the National Horseshoe Pitchers Association

CONTENTS

Tournament Travel Contacts	2
President's Message by Paul Stewart	4-5
2008 State Officers Meeting by Phyllis Quist	5
NHPF News, Views & Donations by Dave Loucks	6
Sanctioned Club/League Report by Lorraine Sternberg	7-8
Income & Expense Statement	8
NatStats by Glenn Jamieson	9
Subscription Renewal Form	9
Hall Of Fame by Vicki Winston	10
Okies Host "Burly-Q" by Tina Hawkins	10
2008 NHPA Hall Of Fame And Awards Banquet	11
Highlights From Hall Of Fame And Awards Banquet	12-14
Equipment (Rules) Committee by Jerry LaBrosse	15-16
Jr. Cadet's World Tournament by Justin Sipma	17
Jr. Boy's World Tournament by Justin Sipma	18
Surprises Of The Tournament by Justin Sipma	19
Regional Directors Report by Dan Sanders	20
Jack Freeman Team Tournament Entry Form	21
Support the NHPF	21
Men's 2008 World Tournament by Jerry LaBrosse	22
Sr. Women's Championship by Carolyn Lloyd	23
Elder Men's Championship by Dan Sanders	24
Sr. Men's Championship by Dan Sanders	25
Women's World Tournament by Phyllis Quist	26-27
Jr. Girl's World Tournament by Justin Sipma	27-28
Five Year NHPF Financial Report	28
World Tournament Results	29-70
York County, PA CVB	36-37
NHPA Hall Of Fame Inductees submitted by Mel Yockstick	46
2008 World Championship Class High Percent Games	51
Report Your 2008 State/Provincial Tournament Results	70

PAID ADVERTISEMENTS

Kimmys Horseshoe Shop	4
Six Pac Horseshoes	7
Bill Vanderburg Horseshoe Company	8
Strohm's Stained Glass	11
Ted Allen Horseshoes	14
Mr. D Horseshoes	16
Deadeye Horseshoes	19
Ron & Polly's Horseshoe Pitching Supplies	20
Imperial Horseshoes	22
Horseshoe Pete's Cal-Flip	24
Quail Ridge Horseshoe Club Game Related Sales	25
Alan Francis Horseshoes	30
White Distributors	Inside Back Cover

Cover Page: The Cadet Championship Class is honored at the awards ceremony at York, Pennsylvania. Paul Stewart, NHPA President presents the trophy to the 2008 Junior Cadet Champion, Brian Knupp.

PRESIDENT'S MESSAGE

by Paul Stewart

York Pennsylvania, site of the 2008 World Tournament, will be remembered as the greatest World Tournament ever for records being broken and new records set. As close as we can figure at this time there were forty-seven (47) new World Tournament records. At this time we have determined that there were: 17 records set in Cadets; 16 records in the Senior Women's; 11 records in the Open Women's; and three records in the Open Men's. It may be that there will be a few more or a few less after we have researched all tournament data and World Tournament records. During the next few weeks we will try to complete this research and publish a complete list of the new records set at the 2008 World Tournament in the next issue of NEWSLINE.

We contribute much of the success of this record setting tournament to the new rubber mats, new courts, the very soft clay and the York Expo Fairgrounds Memorial Hall facility. Next year's tournament should be an equal success in Springfield, Illinois since we will be using the same tournament equipment (floor matting and courts). Of course the facility and clay will be different, but we feel that they will be just as good.

None of the above could have happened without the dedication, planning and hard work of Dale and Lee Estep, the EPHPA local clubs and all of the wonderful hard working Pennsylvania people. I met and got to know quite a few while working with them at the tournament. Jerry and I arrived in York about nine days before the tournament actually started on July 7th to help with painting lines on the new rubber mats and setting up the new courts. I could not have been more pleasantly surprised when I arrived on Saturday morning, June 28th and found Dale and Lee with 46 volunteer workers from Pennsylvania, Maryland, Delaware, West Virginia and Illinois ready and anxious to get started with painting the mats, setting up the new courts and getting the clay mixed and in the boxes. If Saturday's workers weren't enough, there were even more that showed up on Sunday to work. Many of the volunteer workers were there for the entire tournament, helping with the tear-down and packing up of the World Tournament equipment in the NHPA trailer. Our thanks go out to all of these people for their many hours of hard work so this tournament could be a success.

I don't want to start listing names because I will miss someone, but I have to mention and say thanks to Bill Marvin, Illinois for all of his work in helping to setup the tournament equipment and then break down and pack the NHPA trailer which is already in Springfield. Bill now knows what to expect and what is involved in setting up next years World Tournament in Springfield Illinois.

Sunday was a break from the competition for our annual National Convention. Thanks to all of the delegates for a very orderly and productive meeting with no surprises. All of the proposed By-Law changes were voted on and passed by a 2/3 majority vote. Congratulations to Cedar Rapids, Iowa for being awarded the 2010 World Tournament. Those dates are July 26 – August 7, 2010.

The NHPA Council would like to welcome Tina Hawkins to the Council. Tina was elected to the office of NHPA

Continued on page 5

KIMMY'S HORSESHOE SHOP

Featuring all Top Brands of Horseshoes

Thoroughbred	Vanderburg
Deadeye	Elmer Hohl
Diamond	Cal Flip
Imperial	St. Pierre
M & M	Ted Allen

We Also Carry Many Game Related Items

T-shirts	Videos
Davis Tools	Books
Pick-up Hooks	Carrying Bags
Towels	NHPA Items

If it's Horseshoe Related, We've got it!!

Contact Kimmy's Horseshoe Shop for all of your
Horseshoe Pitching Needs!
Happy Horseshoeing!!



Toll Free (866)644-0487

www.kimmynchpashoes.com

kimmymhorseshoes@sbcglobal.net

PRESIDENT'S MESSAGE *Continued*

2nd Vice President. We welcome and look forward to working with Tina for many years to come. Two other officers were up for election: Secretary/Treasurer, Dick Hansen; and NHPA 4th Vice President Jerry LaBrosse. All three positions were unopposed and declared elected to the office by acclamation.

Our Hall of Fame and Awards Banquet was held Sunday evening in the banquet room located on the York Expo Center Fairgrounds. Attendance was good and the food was great. Two new members were inducted into the NHPA Hall of Fame: Curly Seibold, Indiana and Len Lipovsky, Minnesota. Congratulations to all who received an award, for they were all well deserved.

We were sorry that Vicki Winston, our Hall of Fame Committee Chair Person, could not attend the tournament and the Hall of Fame Banquet. Vickie had an emergency appendectomy the evening of the day she was scheduled

to leave home for the World Tournament. We are glad to report that her operation went well and that she has now almost recovered. We look forward to having her back with us next year.

We would like to congratulate all World Champions and all World Class Champions for an excellent performance at the 2008 World Tournament. "Thanks" to the York Convention and Visitors Bureau, York Expo Center, Dale and Lee Estep and the EPHPA Clubs with all of their staff and volunteer workers, all Council members and their spouses, all Program Directors and their spouses, NEWSLINE Editor, Computer room - Glenn & Shirley Jamieson and volunteers, our Web Master, Regional Directors & Assistant RD's, scorekeepers, judges, Game Related sales, everyone and anyone that I may have missed that helped to make the 2008 World Tournament such a huge success. Thank you all!

2008 STATE OFFICERS MEETING

Submitted by Phyllis Quist, Washington State

The state officers' meeting was held on Saturday, July 12th, chaired by Jerry LaBrosse, Minnesota. Eighteen states were represented with 31 in attendance.

Lorraine Sternberg reported on the Sanctioned League Program. This years' tournament will be held October 4th and 5th at the National Hall of Fame courts in Wentzville, Missouri. Entry deadline is August 18th. Lorraine also encouraged states to send in names of juniors who are qualified for scholarships. The format for qualification will now be based, not only on grade point average, but also on participation.

Promotion ideas were discussed as we are seeing a slow, steady membership decline. Follow-up letters to former members was helpful and also looking for sponsorship to generate larger payouts and greater promotion of tournaments. Taking our sport inside would also keep members.

Some junior promo ideas were to have some junior only tournaments. Washington State raises money each year to send juniors to the World. Also, several states have gotten horseshoes into the schools P.E. programs. But the general feeling was that it really is a family orientated sport.

All in attendance have state websites. Six states have their individual charters connecting to their state websites. Iowa upgraded their site and takes care of it themselves.

State newsletters were discussed. Most states send out a newsletter three to four times a year, a few six to eight times a year. Washington does theirs eleven times a year. It was highly recommended that each member receive the newsletter so they are up to date on all activities. It should be part of the membership dues. It was also suggested that the newsletter be published on the website and mailed only to those who do not have computer access - a great cost reduction.

Membership reports to Dick Hansen and tournament results to Glenn Jamieson should be done electronically. If not, they each have to enter all data by hand.

Roy Evans reported on game related items. He said the website is being updated. At the end of July, supply prices will be higher as the manufacturers are all raising prices. Roy is going to put together a judges packet like what was being used this year at World.

The feedback on the new NHPA courts was very positive; a huge thanks to Jerry LaBrosse for heading this project.

NEWS VIEWS & DONATIONS

by Dave Loucks

The 2008 World Tournament in York, Pennsylvania, was for the most part, an enjoyable trip. Except for coming down with a case of Acute Bronchitis the day my pitching started, the time spent there was a very nice experience. Hosts Lee and Dale Estep provided a great facility with a wonderful crew of volunteers who were always there to provide any needed assistance. The new NHPA courts and mats were topnotch. It was great to see and visit with some old friends and take in the special experience that only comes with the annual World Tournament.

Cathie and I spent our time the first week at the NHPF booth where we were selling raffle tickets for engraved bricks, dinner tickets for the Hall Of Fame Banquet and generally introducing people to the benefits of National Horseshoe Pitchers Foundation and the work they do for the NHPA and the sport of horseshoe pitching. Probably because so few members receive Newsline, it was a bit disheartening to realize just how many people still didn't know of the Foundation's work and the completion of the new Hall of Fame facility in Wentzville, Missouri.

The Hall of Fame Banquet and Awards Ceremony was well attended with some 200 tickets being sold. The meal was very good and with the help of Lee Estep, \$700 was raised that evening which was split in a 50/50 raffle. Later, as the ceremony was coming to an end, it was announced that Walter Ray Williams Jr., had bowling photos of himself that he would autograph for donations to the NHPF. Thanks to Walter's generous offer, another \$228 was raised for the Foundation.

I'd like to say "thanks" to those that continue to give financial support to the Foundation; I just wish there were more of you. Keep in mind that if you support the NHPF, you are also supporting the NHPA. Don't forget, charity can be a virtue as well as a deduction. The commemorative brick plaza at our Hall of Fame facility in Wentzville has a brick just waiting for you to purchase and have engraved. It will only take you a minute to write that check and a minute of action is better than an hour of procrastination. Your contribution can be a year-end itemized tax deduction and you will have the satisfaction of knowing that you are giving back something to the sport and association. Send your contributions and/or brick orders to the NHPF, P.O. Box 1628, Penn Valley, CA 95946.

During the months of June and July, \$14,347 in contributions, brick orders and building rent was received from the following.

Donating \$25-99

Robert Knudtson, MN
Art Moran, MN
Charles Bunner, WV
Dana Loudermilk, NC
Paul Stewart, NC
Ron Deckard, FL
Barry Chapelle, OR

Stu Sipma, ND
Ron Hopman, AR
Dale LaValley, NH
Lu Cave, MN
Joe Faron, MO
Mary Figueira *

Donating \$100-199

Buck & Rivers Prewette, NC
John Mathys, PA

Donating \$200-299

Dave & Cathie Loucks, CA
Treasure Valley H.C., ID
Walter Ray Williams, Jr., FL

Donating \$300-399

North Carolina HPA
Lee Estep, PA
Timothy Woodden, OR

Other Income

Hall of Fame Donation Box \$71
Hall of Fame Banquet Tickets \$4,700
NHPA Money Market Interest \$166
Misc. W.T. Raffles \$612
QRHC Building Rent \$4,200

* In memory of Marty Dunn

Bricks Purchased By

Robert Cocagne, CA
Lisa Gonzales, CA
Kimberly Stockli, CA
Loon Pond H.C., MA
Mike Littell, MN
Adam & Amanda Schepers, MO
Ginny Weiss, MO
North Carolina HPA
Jeff Smith, NC
Robert Thomsen, NE
LeRoy Horseshoe Assoc., NY

Joyce Kline, OH
John & Cathy Pasch, OH
Bill Combs, Jr., PA
John Brosky, PA
Ken Jaeger Sr., WI

NATIONAL SANCTIONED CLUB/LEAGUE REPORT

by Lorraine Sternberg

The 2008 World Tournament held in York, Pennsylvania is in the past and by now we are all back to our normal routines. This was one of the best world tournaments that we have had. I think everyone that was there will agree that our new rubber matting and new courts were great to pitch on. Many records were broken and new ones established.

Congratulations to all of the winners!

I enjoyed visiting with all the league directors that made it to this year's tournament. There were many from the east coast that I have never met before. Its always nice to put a face with all the e-mails and correspondence. I really appreciate all the work that you all do for your leagues.

Of course the two weeks seem to go by quickly and then it's once again time to say goodbye to everyone. We have had a great group of people working the world tournaments and they all have become family. This year we say goodbye to Casey Sluys as he decided to step down as NHPA 2nd Vice President. Casey has held this spot for the past fourteen years and has done a great job! I have enjoyed working with Casey as long as I have been on the council. Casey and his wife Gail have been a great asset to the NHPA. The council will miss his presence on the board, but I am sure that we will continue to see him and Gail along with Travis at many world tournaments to come. Thank you, Casey for a lot of good memories.

It's now time to get ready for the National League Tournament. By the time this issue comes out the deadline will be past. If you are bringing a team, make your motel reservations soon. I have blocked off 30 rooms,

at the Holiday Inn in Wentzville, Missouri. They will hold these rooms only until the third of September at the discounted price for horseshoe pitchers. The room rate is

Continued on page 8



SIX PAC
HORSESHOES®

TOURNAMENT
QUALITY

N.H.P.A.
APPROVED

4811 Tishomingo Rd.
Hillsboro
MO 63050

(636) 942-3544



Six Pac Sure Peg Six Pac Sure Point Six Pac Sure Pitch

Horseshoe pitching is a game the whole family and all ages can enjoy for fun and exercise and championship play. The SIX PAC is cast of Ductile iron and annealed (softened) to make the shoe absorbent tough when ringing the peg.

FEATURES:

- Blades thicker, wider (more control) • Position marker (finger notch) • Hooks and Points (hardened to retain shape) • Guarantee (one year against breakage) • Annealed (for softness) • Special Coated Finish

CALL FOR CURRENT PRICES

Six Pac Sure Peg Weights

 No. of Pairs _____

 x \$ _____ L

 (at 6 pairs or more) M

 x \$ _____ H

Six Pac Sure Point Weights

 No. of Pairs _____

 x \$ _____ L

 (at 6 pairs or more) M

 x \$ _____ H

Six Pac Sure Pitch Weights

 No. of Pairs _____

 x \$ _____ L

 (at 6 pairs or more) M

 x \$ _____ H

Continental US only _____

Missouri Residents add sales tax _____

Shipping & Handling _____

GRAND TOTAL _____

ORDER FORM

Name _____

Shipping Address _____

Phone: Residence () _____

Office () _____

SIX PAC Guarantee: One (1) year from purchase date, not from replacement date. Both shoes must be returned in original carton showing date of purchase, weight and type of horseshoe. Return to manufacturer only. Include \$8.00 check or money order for shipping and handling costs.

Thank you for your order and good horseshoe pitching.

Order Direct or from your N.H.P.A. Representative

Send to: SIX PAC HORSESHOES
4811 Tishomingo Road, Hillsboro, MO 63050
Attn: Harvey E. Wobbe
(636) 942-3544

NATSTATS

By Glenn Jamieson

Home from the World Tournament and almost caught up on all the sleep I did not get while in York. It was a good tournament with long hours in the stat room, but luckily I had some good help on the computer entering the scores and getting the results posted for you all to look at.

It was obvious that many people do not use the NHPA type of score sheet at their home state or local club. At first glance the score sheet looks intimidating. There are so many columns to fill in. But once you get used to it, it helps in filling out a CORRECT and ACCURATE score sheet. In past years I have received some tournament score sheets along with the results, and I have found that apparently the clubs don't even check the score sheets before posting the games on their master sheets. They just take the information as it is written. I have noticed several errors where pitchers were not given credit for his dead ringer. In Northern California all of our clubs have used this score sheet since it was first developed by Genevieve Lavett eight or nine years ago. When filled out PROPERLY at the bottom, the score sheet will prove out correct so just entering the proper numbers in the computer speeds the process of maintaining current records of the tournament.

At the World, one of the main mistakes on the score sheets was that the deads for each player did not match. Also, the player numbers were reversed on many of the score sheets. Many people did not understand how the bottom of the score sheet is to be filled out – they would just put numbers that made sense to them. They might have had a total score of 42, but up in the last frame the pitcher maybe had a score of 40. Anyhow, it would be nice if every club would start using the NHPA type score sheet and learn how to use it; then in future years at a World Tournament, they might not be so afraid to keep score. You don't have to be using a computer at your local tournaments to use these score sheets, they should be used for any tournament and that way you will have more correct and accurate totals for your pitchers.

We do thank all the people that did help out by keeping score during the World. Some squads got a little behind while trying to fill the score keeping chairs. Thank you for those that helped.

While spending two weeks at York, it was nice to meet many people that I deal with usually only by email. So now I have put a face with some of those names. Hope to see you again next year in Springfield.

There is still one problem with some people using the HSMaster program. They are sending me tournament results with all the standings, win, lost, hi game etc. This type of results I have to enter manually. The HSMaster program will make a file for Natstats. You send that file and I can then just import all the information in seconds.

Again – it was a good World Tournament, if you did not attend, you missed a good one. There were a few new records set which will be listed in Newsline when the information is compiled.

Stay Informed Keep Subscription Current

Don't let your "Horseshoe Pitching Newsline" subscription lapse. Check the expiration date on the mailing label. If it is 10/01/08, this is your last issue and you should mail a renewal now.

NHPA "Horseshoe Pitching Newsline" Subscription Renewal Form

Name: _____

Address: _____

City/State/Zip: _____

Phone: _____

New Subscriber Renewal
Subscription Price: One Year - \$12.00
 Two Years - \$22.00 Add \$8.00 per year
 Three Years - \$30.00 for First Class Mailing.

Issues to Canada must be mailed First Class; subscription cost is \$20.00, \$38.00 or \$54.00 (US Funds Only)

Make checks payable and mail with form to:

NHPA Secretary/Treasurer
3085 76th Street
Franksville, WI 53126

If you have missed an issue, limited copies of most back issues are available for \$3.00 (World Tournament issues are \$5.00)

Send all back copy requests with payment to: Horseshoe Pitching Newsline Editor, PO Box 536, Webberville, MI 48892-0536

NATIONAL SANCTIONED CLUB/LEAGUE REPORT *Continued*

\$59.95. The phone number to the Holiday Inn is (636) 327-7001. Remember when you call to make your reservation; let them know that you are there for the National League Tournament. The dates for the tournament again are October 4th and 5th. As always I think it will be a great time.

This gets to be a busy time of the season for me. There are a lot of summer leagues, finishing up. Try and get your final stats and material request forms in to me as soon as possible after your league is finished. The fastest way to get them to me is by e-mail rather than sending them by the U.S. Post Office. Please allow at least two weeks for me to get your patches to you before your awards presentation. This helps me out a lot especially with the price of gas these days. I don't make as many trips to the post office as I have in the past.

I hope you all had a great summer season! And remember next year's World Tournament will be in Springfield, Illinois.

Hope to see you all there!

Income & Expense Statement June 2008

Income

Insurance Refund	\$ 5.00
Membership Dues	\$ 12,541.00
Newsline Subscriptions	\$ 1,908.00
US Bank Checking Interest	\$ 314.13
US Bank MMKT Interest	\$ 160.92
World Tournament Court Sponsorship	\$ 3,500.00
World Tournament Entry Fees	\$ 1,250.00

Total Income

\$ 19,679.05

Expenses

Newsline Printing, supplies & mailing	\$ 1,050.60
Newsline Publication, editing & misc.	\$ 873.43
Sanctioned League Patches and Awards	\$ 110.23
Sanctioned League Tournament, Awards & Expenses	\$ 65.47
Junior Scholarship Trust accounts closed	\$ 2,223.67
World Tournament cash, patches and trophy awards	\$ 2,111.17
World Tournament Admin. Costs.	
Printing, office supplies, etc.	\$ 4,309.78
Hall of Fame Awards Supplies & Expenses	\$ 91.70
Equipment Purchases, Rentals & Repairs	\$ 22,809.84
Printing, Paper & Office Supplies	\$ 739.05
Postage	\$ 539.44
Officers Telephone	\$ 127.22
Officers Travel	\$ 210.00
Sec/Treas Allowance	\$ 1,782.00
Presidents Allowance	\$ 534.60
Vice Presidents allowance	\$ 5,266.00
Direct & Indirect NHPF Donation	\$ 166.11
Professional fees, accounting & legal	\$ 6,210.00
Insurance	\$ 65.00
Misc. Fees, Bonds, Bank Charges, Etc.	\$ 324.25
NatStats	\$ 1,056.40
Internet Access & Web Site	\$ 173.52

Total Expenses

\$ 50,839.48


From the books of NHPA Secretary/Treasurer Dick Hansen



SIMMONS



CAN/AM



VIP



CONDOR



PRO/STAR

**BILL VANDERBURG
HORSESHOE COMPANY**
201-30 Avalon Place
Kitchener, ON N2M 4N6
Canada

(519)575-9163



SIMMONS - XL: Thrown by the 2002 World Champion, Brian Simmons at 85%. M - H.

CONDOR: Perfectly balanced flip. Thumb Indentation. Can be thrown with lugs up or down. L-M-H.

PRO-STAR: Designed to flip, can be thrown up or down. New Thumb Indentation. Weight L-M-H.

VIP: Designed for flip & the ¾ turn. Has a good heavy lug. Weight L-M-H.

CAN-AM: A super shoe for the ¾ turn, 1¼ and 1½ turn. L-M-H.

YANKEE: NEW!!!

1 year guarantee. Order through your NHPA Representative



YANKEE

HALL OF FAME

by Vicki Winston

I just wanted to say that I am so sorry that Earl and I did not get to make the trip to York, Pennsylvania to attend a few days of the World Tournament and of course The Hall of Fame and Awards Banquet. I have heard it was one of the best banquets ever. Our reservations were made, the suitcases were ready to be packed, but my appendix had other plans. Better it happened when it did and not a few days later. Thanks to all who signed the card that was passed around and sent to me after the banquet. I appreciate the kind thoughts and well wishes and as I pictured all of you in my mind; it was almost like being there. I also received some other cards and e-mail greetings and I appreciate those too. Just so you will know, the photo plaques of the 2008 Hall of Fame inductees will be delivered to the Hall of Fame over Labor Day weekend, so the plaques of Len Lipovsky and Curly Seibold will soon be joining those of the past inductees that are currently on display.

My recuperation process went very well and I enjoyed keeping track of all of the competition at the World Tournament via the internet results. A big thank you to those involved in making it possible for those of us stuck at home to be able to follow what was taking place on the World Tournament courts. I really appreciated your hard work and long hours.

The Hall of Fame Committee was going to hold a meeting a couple of days after the banquet, but that got cancelled since I couldn't be present. Therefore, I have nothing to report concerning a meeting. I will be trying to conduct some business via regular mail and e-mail later this year. If we make any major decisions or changes, I will let you know through this column and/or the Hall of Fame section of the NHPA Forum. In the meanwhile, don't forget that any nominations to be considered for the 2009 election must reach me no later than January 31, 2009. There is a printable Nomination Form on the Hall of Fame link of the NHPA web site. If you have a nomination in mind, why not take care of it now and not wait until the last minute.

Again, I missed seeing old friends this year in York. Maybe I'll be able to catch up with you in Illinois next year.

OKIES HOST "BURLY-Q"

by Tina Hawkins

The first "Burly-Q" tailgate party was hosted by The Homer Cain family at York, PA during the 2008 World Championships. Several members of the OHPA, along with friends across the country assisted in serving Bar-B-Q sandwiches made with homegrown Oklahoma beef, chips, baked beans and fixings to approximately 130 hungry horseshoe pitchers.

Entertainment was provided by Stan Spence from Indiana, Pennsylvania. Stan accompanied himself on the guitar while singing a number of old-time country songs which included "Okie from Muskogee" for his Oklahoma friends.

The Burly-Q was in honor of long-time horseshoe world icon, the late Gene "Burly" Burlingame, of Iowa, founder of the Paul Stewart Fan Club, otherwise known as "The Stewlies." Paul Stewart himself joined the feast and spoke a few words about his friend, Burly.

Donations were collected and will be used to purchase a "Burly-Q" brick at the Horseshoe Pitchers Hall of Fame in Missouri.

Homer Cain would like to encourage Stewlies around the country to host another one at Springfield, IL in 2009 and keep the "Burly-Q" alive!



2008 NHPA

Hall Of Fame And Awards Banquet



2008 Achievement Award

Presented To
David Montgomery
For Outstanding Service
To The Sport Of Horseshoe Pitching

2008 Achievement Award

Presented To
Dale & Lee Estep
For Outstanding Service
To The Sport Of Horseshoe Pitching

2008 Achievement Award

Presented To
Larry Langewisch
For Outstanding Service
To The Sport Of Horseshoe Pitching

2008 Membership Award

Presented To
Minnesota
Most 2007 Junior Members
110

2008 Membership Award

Presented To
Eastern Pennsylvania
Largest Adult Membership
Increase From 2006 To 2007
50

2008 Membership Award

Presented To
Missouri
Largest Junior Membership
Increase From 2006 To 2007
13

2008 Membership Award

Presented To
Eastern Pennsylvania
Largest Increase In Membership
By Percentage 2006 To 2007
29.76%

Sanction League Director of the Year

Presented to
Leo Bartland

Perfect Games

Alan Francis - Ohio, 40 Shoes
Sue Snyder - Kentucky, 20 Shoes
Terry Beagle - Michigan, 16 Shoes
Alan Francis - Ohio, 18 Shoes
Sue Snyder - Kentucky, 16 Shoes
Sue Snyder - Kentucky, 28 Shoes
Gert Wilcziek - Wisconsin, 20 Shoes

2008 Bob Pence Memorial Award

Presented To
Minnesota
Most 2007 Adult Members
933

2008 NHPA

Presidential Award

Presented To
Jerry LaBrosse
With Sincere Appreciation For
Outstanding Service And Dedication
Promoting Horseshoe Pitching
At The State And National Levels

2008

Gene And Mary Van Sant Memorial Award

Presented To
Ron Deckard
Given Each Year To The Regional
Director Who
Displays The Attitude And
Initiative Of Fulfilling
His/Her Duties Of Upholding
The Image And
Extending The Recognition
Of The National Horseshoe
Pitchers Association

2008

Arch Stokes Memorial Award

Presented To
Stuart Sipma
For Continuous Outstanding Service
In Promoting The Development
And Growth Of The
Sport Of Horseshoe Pitching

NHPA Hall Of Fame Award

Inducted 2008
Curly Siebold
Len Lipovsky

Hummer NHPA approved professional pitching horseshoe

- aggressive design
- perfect weight, size, hardness, & balance
- perfect for the turn or flip pitcher
- one year warranty

Improve your percentage!

Stroh's Stained Glass
1835 W. Calhoun Street
Springfield MO 65802
phone/fax 417 862-7654
made in USA



1" hooks

Highlights from the 43rd Annual NHPA Hall of Fame & Awards Banquet

JULY 13, 2008 – YORK, PENNSYLVANIA



Rick Wright accepts a Membership Award plaque. Minnesota won the award for the Most 2007 Junior Members (110) and the Most 2007 Adult Members (933)



Lorraine Sternberg, 3rd Vice President presented Dale and Lee Estep from Pennsylvania an Achievement Award for outstanding service to the sport of horseshoe pitching.




Missouri won the Membership Award for Largest Junior Increase (+13). Jim Bainter, president of the Missouri Charter, accepted the award.



Larry Langewisch from Missouri also received the Achievement Award for outstanding service to the sport of horseshoe pitching. His award was presented by Casey Sluys, 2nd Vice President to Jeanette Class who accepted on Larry's behalf.




Eastern Pennsylvania won two membership awards. Dave Holliday accepted the awards for the largest membership increase of 50 and the largest membership increase by percentage, 29.76%




David Montgomery from Oklahoma was also honored with an Achievement Award presented by Stu Sipma, 5th Vice-President. Tina Hawkins accepted the award for David.

Highlights from the 43rd Annual NHPA Hall of Fame & Awards Banquet *Continued*



Dan Sanders, 1st Vice President presented Ron Deckard from Florida with the 2008 Gene and Mary Van Sant Memorial Award which is given each year to the Regional Director who displays the attitude and initiative of fulfilling his/her duties of upholding the image and extending the recognition of the NHPA.




Stu Sipma was honored with the 2008 Arch Stokes Memorial Award for his continuous outstanding service in promoting the development and growth of the sport of horseshoe pitching. Paul Stewart, President of the NHPA presented him with the award.




Curly Seibold from Indiana was inducted into the NHPA Hall of Fame for 2008. His award was presented to him by his wife, Bonnie Seibold.



The Sanction League Director of the Year for 2008 is Leo Bratland. Leo received the award from Lorraine Sternberg, 3rd Vice President.






Len Lipovsky was also inducted into the NHPA Hall of Fame for 2008. Len was not able to attend but sent a message of acceptance which was read by Jerry LaBrosse.



Paul Stewart presented the Presidential Award which recognizes outstanding service and dedication to the promotion of horseshoe pitching at the state and national level. This year the award went to Jerry LaBrosse for his efforts in building the new portable courts and walkways.



Walter Burtner and Jo an Douglas were given a special plaque which acknowledges the accomplishment of pitching in a sanctioned tournament in all 50 of the Unites States.



Terry Beagle from Michigan, Sue Snyder from Kentucky and Gert Wilczek from Wisconsin receive patches for pitching perfect games.



*Hall of Fame Members in attendance of the
2008 NHPA Hall of Fame & Awards Banquet*

*Front row from left: Walter Ray Williams, Jr., Mark Seibold, Curly Seibold, Bonnie Seibold, Sue Snyder, Art Tyson, Dave Loucks
Back row from left: Dick Hansen, Debby Michaud, Barry Chapelle, Merlin Potts, Don Titcomb, Ottie Reno, Paul Stewart,*



Ellen Beaver from Missouri displays the quilt she made from past World Tournament T-Shirts.



Ted Allen Horseshoes

Since 1938

**Designed and pitched by Ted Allen
10 Time World Champion & record holder of
36 Consecutive Doubles (72 Ringers)**

Hardness:
Dead Soft
Medium Soft
Medium Hard

Five Weights: 2 lb. (6 to 10 oz.)
Matched within 1/10 oz.
Color: Gold, Silver, Blue, Red,
White, Yellow & others

2 year guarantee against breakage

Ted Allen Horseshoes, Inc.

13299 E. County Line Rd
Longmont, CO 80504-9797

1-866-575-2185

tah@mesanetworks.net

Made in the USA



EQUIPMENT (RULES) COMMITTEE

by Jerry LaBrosse

Since there is no rules business pending at this time, Paul Stewart has instructed me to give a complete report on how the new equipment performed and what we learned from this year's world tournament. I will be writing about rules suggestions in upcoming issues of Newslite.

I am very happy to report that the new equipment performed as well or even better than we had hoped for. Particularly, the new rubber matting was simply fantastic. There was no movement of the matting at all, which is something we really weren't sure about. After one tournament, we detected absolutely no wear, even in the pitcher's box. The matting was hit by some errant shoes, and there were a few "dings" on the mats. This was expected and will be accepted as normal wear. It won't affect the performance of the matting in any significant way. We will add small pieces of clear tape to cover any cuts. The tape we used to hold the two strips together was the same as they use to secure wrestling mats in high school gyms. It's a "quick release" tape that is very strong and leaves no residue when removed. This tape was a great idea, suggested by one of the local Pennsylvania staff helpers. The matting laid nice and flat the whole time, and everyone who pitched on it said it felt great on your feet. The front protective "NHPA logo" mats also did their job. These mats were expected to be hammered pretty hard and need replacing every few years. As it turns out, there were very few that had any cuts in them. The ones that were cut did their job in protecting the walkway matting underneath them. I didn't find one place where the top mat did not fully protect the mat under it.

The boxes we built performed equally as well. There were a few concerns about the front bumper board being at a 45 degree angle. The purpose for this was to create the illusion of the box being lower to the floor. The problem with the angled surface is that when a short shoe strikes it, it acts like a launching pad and the shoe can sometimes really come back at you. When testing this design at my facility, the bumper board did get hit, but not as many times as the first few days of the world tournament. Fortunately there were no reports of anyone being hit by a shoe. The other concern about this board was that the rubber comes to each end of the front of the pit, and some

folks would catch their feet on it when crossing over to the other side. I am having these front boards shipped back to Minnesota to modify them over the winter. Although it would not be practical to modify the 45 degree angle, I do intend to address the few concerns that surfaced. I intend to lower the overall height so that no part of the front board is above the side walls. I also plan on finding some kind of miracle material that will absorb the blow of a shoe, so as not to bounce as much. This material has to be indestructible as well. I would have never believed in a hundred years that the material we used would not have withstood this application. As it ended up, there were a dozen or so front pads that got beat up pretty badly and need replacing. So if anyone reading this has any ideas of a material that will fit this application please let me know. Also, if anyone has a connection with an engineer from some high tech place like NASA or the automotive industry, send me their number.

The only other concern we had with the boxes was the movement. We monitored this situation very closely throughout the tournament, and have come to some conclusions, and corrective action. The bottoms of these boxes have two strips of anti-skid sticky back tape that measure 6" x 24". In the testing process, these boxes did not move. They were, however, completely full of blue shale based clay. We found out that the clay used in York was soil based clay that has significantly less weight to it. I'm having some shipped back to me for testing, but we believe that the weight of the clay was a factor in the box movement. We plan to add two more strips of anti-skid tape to the box bottoms, and then make sure the boxes are completely full of heavier clay next year. We are confident that this will eliminate the movement problem. The problem this year was very manageable, and we adjusted boxes between shifts each day. Many of the boxes didn't move at all, and the ones that did usually were less than one inch. One other factor that could have played a part in this is the levelness of the concrete floor, or the box bottoms having a slight warp age setting in. Either way, we feel that this problem is under control.

Continued on page 16

EQUIPMENT (RULES) COMMITTEE *Continued*

I was told by countless people over the course of the three weeks I was in York that we have really “nailed” it, and that these conditions are as good as they get.

Now comes the best part.....next year’s setup process. Now that the lines are all painted on the new matting, next year’s setup will be a snap. All we have to do is position the mats in the proper place, assemble and fill the boxes with clay outside the arena, and then wheel them into place with the new court lifting devices we have. If you didn’t get a chance to see these devices in action, trust me, you would be amazed at how well they worked. They are merely modified snowmobile lifting carts. I made some cables with clevis ends on them, and they pin into holes drilled in the sidewalls of the boxes. One man can easily lift a fully loaded court and walk away with it.

The courts are set on predetermined lines on the rubber, and we’re ready to pitch. No measuring required because the distances are all locked in the painted lines. This new ease of setup will be very appealing to potential world tournament bidders, as well as the floor protecting matting.

I want to personally thank everyone who complimented me or any other officer on how well the tournament was conducted, and for the success of the new equipment. It feels real good to know that most members appreciate the efforts made.


Behind the Scenes

I’d like to take one more minute of your time to shine the spotlight on a group of people so very important to the success of a tournament like this, the people you don’t see much of behind the scenes. I’m talking about many of the office workers like Glenn and Shirley Jamieson in the Stats office. Glenn and Shirley are there every day of the tournament from first shift to the last every day making sure the stats get entered and posted. In that office he has others helping him with this work. Paula Summerlin, AKA Newsline editor, worked countless hours inputting the data at a speed that


looked like a blur to me. Her and her husband Steve, AKA NHPA webmaster, also were at the tournament all day every day to make sure the website was updated timely so you at home could enjoy keeping up with the tournament. There was also a troupe of women from Minnesota and Wisconsin, fearlessly led by Jane Smith, that show up every year to do many of the behind the curtain tasks necessary to run the tournament. Putting together all the score sheets, name cards, round robin cards, etc, etc, etc. Without a lot of people pitching in, this tournament would be way too big a load for just a few.

I haven’t even talked about the local Pennsylvania staff fearlessly led by Dale and Lee Estep. Never before have I seen so many volunteers helping with a tournament setup and takedown. It was amazing to see so many people; all working their butts off for a common goal, and having fun doing it. These folks were also mostly behind the scene, doing much of their work before you got to town, while you were in your hotel sleeping, and after you left town..

So my point is that many of the NHPA officers and local staff are very visible during the tournament, but there are many hard tournament workers who are not. I want to take this opportunity to tell all of them that their efforts are vital to the success of this tournament, and we all owe you our debt of gratitude for doing what you do.




MR. D HORSESHOES
"THE SHOE THAT FITS"
DESIGNED AND BALANCED FOR THE FLIP




www.geocities.com/mrdshoes
— Order Direct From —
MR. D. HORSESHOES, BOX 367, POST, TX 79356

JOHNNY DAVENPORT
806/495-1686
MasterCard VISA
MASTERCARD & VISA ACCEPTED



THE TOE OF THE MR. D SHOE IS SMOOTH WITH A GOOD SLANT ON THE TOP SIDE FOR AN EASY GRIP AND A SOFT TOUCH DELIVERY

— NEW SHOE —
MR. D. CLASSIC
Call or Go Online for Prices and Shipping Cost
NO SHOES SENT ON CONSIGNMENT



— L-M-H WEIGHTS —
WITH OR WITHOUT RINGER BREAKER
NHPA APPROVED

CAST FROM ALLOY STEEL
GUARANTEED ONE YEAR AGAINST BREAKAGE
(FROM ORIGINAL DATE OF PURCHASE)
Guarantee valid in continental U.S. only

JUNIOR CADET'S WORLD TOURNAMENT CHAMPIONSHIP

Playoff Needed before Crowning Knupp this Year's World Champ

By Justin Sipma

The 2008 World Tournament in York, Pennsylvania brought about some of the best talent this cadet's division has ever seen. In all, four youngsters made the trip to pitch in this year's World Tournament. These horseshoe pitchers put on quite a show over the two days that, in the end, would require a playoff between the two best 20 foot pitchers to ever come through the cadet's division. Ultimately, it was Brian Knupp of Pennsylvania who would be victorious.

The four pitchers in this class, age nine and under, all came in seeded one through four. The top seed at this year's tournament was Brian Knupp – 51.60%, seeded second was Dayton C Campbell – 21.13%, the third seed was Gunnar David – 8.07%, and seeded in the fourth position was Matthew Trader – 2.76%. They would pitch each other twice using the conventional double round robin method, which meant six games over the course of two days. The winner of each individual game would be the first one to 30 points or would end once 50 shoes had been pitched.

Now the Sixth Cadet's World Tournament had begun and it started with the number one seed Knupp taking down Trader 31-9. Trader managed to throw above his average with a 6.7% but just could not keep pace with Knupp's 30.0% game. On the other court we witnessed David's game one win; he threw an incredible 12 ringers out of 22 shoes for a 54.5% game against Campbell. Game two brought about a battle between David and Knupp that lasted for 50 shoes. In the end, it was David who would get the best of Knupp today. David would throw a 40.0% game while Knupp was right behind with a 38.0% game. The other court saw Campbell beating Trader in 42 shoes.

The third and final game of day one would bring about a game that no one saw coming. This game was a 62.5% pitched in only 16 shoes. The game marked the highest game in the tournament and came from the boy who entered this tournament with an 8.07%. The nearly 55% over average game was pitched by Gunnar David who would leave unbeaten after day one's events. Meanwhile,

Knupp edged out Campbell 29-21 upon reaching the 50 shoe limit.

Next day's events would begin the same for the unbeaten David. He would improve to 4-0 by beating Campbell 30-21. Both pitchers shot very well as Campbell would throw his best game of the tournament, a 41.7% game while David ended with a 47.2%. During this time, Knupp and Trader also shot their highest games of the tournament. Trader threw a 10.0% game but Knupp was beginning to heat up as he threw a 55.0% to improve to 3-1. Game five brought about our tournament leader's first loss. David would lose to Knupp 31-21 after a 50.0% showing from Knupp. Also, Campbell would wind up knocking off Trader 31-3. Knupp would finish his sixth game by winning with another 50.0% game but this time against Campbell. David would also win his last game against Trader.

For those that lost track of records, at the end of six games there were two players that ended with five wins and one loss: David and Knupp. That meant there would be a playoff between the two greatest 20 foot pitchers to determine the new 2008 Junior Cadet's World Champion. The championship game would go for 34 shoes after which we were able to crown Brian Knupp this year's World Champion. Knupp defeated David 32-20 by shooting a 44.1% game to David's 29.4%.

Previously, the highest tournament average in the cadet's division was held by Blake Roberts of Ohio in 2004 with a 32.86%. I mention this because this year Brian Knupp finished with a 39.92% while Gunnar David ended with a 41.67% average. Both contestants shooting well above the prior mark set four years ago. In this respect, Knupp and David are the best pitchers to come through the cadet's division in its six year history.

Congratulations to all four contestants in this year's cadet class: Brian Knupp of Pennsylvania, Gunnar David of Wisconsin, Dayton C Campbell of Virginia and Matthew Trader of North Dakota. Good Pitching!

JUNIOR BOY'S WORLD TOURNAMENT CHAMPIONSHIP

Bowman Wins Final Game to Become the 2008 World Champion

By Justin Sipma

Not since the days of Alan Francis throwing horseshoes from 30 feet has the state of Missouri claimed the Junior Boy's World Champion. However, after 23 years, once again Missouri possesses the world's greatest boys horseshoe pitcher. Michael Bowman captured his first ever junior boy's title by beating the best in the world! Needless to say, the road to victory for Michael was a difficult one that would finally be determined following the last game of the tournament.

The first day of the boy's championship class began with the top six boys pitching against the rest of the twelve. Following these six games, three boys remained undefeated while two others each had one loss. Michael Bowman, Matt Fuller, and John Perry were those that had remained undefeated after day one while Kyle Bidwell and Trevor Sipma each had one loss on their records. This had now set the stage for what would come to be anyone's title.

The next day saw the same three remaining undefeated at 7-0 as Bowman took down Bowerman; Perry handed Sipma his second loss and Fuller pitched an 87.0% game against Bidwell. The following game we saw Bowman fall at the hands of Bidwell to narrow the field to two remaining pitchers at 8-0; Matt Fuller and John Perry. Now here we were at game nine, Fuller against Perry. A game some, if not most, thought would be the game to determine the next boy's junior champion. The game lasted 48 shoes and at the end we found that Perry was able to outdo Fuller by throwing a 72.9%. We now took notice that Perry remained the only unbeaten pitcher at 9-0, while both Bowman and Fuller had one loss and Bidwell was still in contention with two losses. Round ten pitted the two pitchers with one loss against each other, Bowman and Fuller, while Perry tried to make it ten straight wins going against Bidwell. The Perry/Bidwell game finished first after 36 shoes and Perry ended up losing his first game thus far to Bidwell who shot an 80.6% game.

Now all eyes were on Bowman and Fuller. Who would remain at one loss with Perry's first defeat? The game would last 90 shoes and for most of the match Fuller seemed to be in control and looked as though he would be able to reach the 40 point benchmark before Bowman. However, around shoe 70 it seemed as though Fuller cut one of his fingers while throwing his shoe and you could tell it was trouble. It was clear that he was in obvious pain and tried his best to fight through it. Fuller saw his 33-18 lead dwindle down to a 36-36 tie. The game finished eight shoes later with Bowman winning 41-36. Both pitchers shot superb as Bowman pitched a 77.8% game with Fuller throwing a 75.6%

Ten games had now been completed and still there was no clear cut winner. Michael Bowman and John Perry, both 9-1, would take center stage to battle for the 2008 Junior Boy's World Title. The game started with Bowman taking an early 15-7 lead. It was at this time that Perry threw six consecutive doubles while Bowman was only able to create a "4 Dead" situation just once. So Perry was able to catch up and build a seven point lead at 22-15. From here on out, it was Bowman all the way. He was able to throw 32 ringers out of the last 36 shoes as he finished off Perry 41-28. Bowman pitched an 80% game while Perry ended with a 73.3% after a thrilling 60 shoe game. Bowman finished the tournament with a record of 10 wins and one loss while averaging 72.6%.

Congratulations to all the junior boys that got to compete at this level. Those are: Michael Bowman of Missouri, Matt Fuller of Washington, Kyle Bidwell of Kansas, John Perry of New York, Trevor Sipma of North Dakota, Joey Mueller of Minnesota, Gavin Kahrig of Ohio, Joshua Bowerman of New York, Joshua Wright of New York, Clayton Bonham III of Michigan, Seth Limbach of Nebraska and Trevor Martin of Massachusetts. Good Pitching!

SURPRISES OF THE TOURNAMENT

Mueller and David Pitch Well above Expectations at this Year's World

By Justin Sipma

The boy's tournament was filled with many thrilling moments as well as surprises. I have since departed the junior program thereby enabling me to take notice of all the new talent we have coming and pitching in these World Tournaments. Granted we did see a number of faces that have been at the last few tournaments but this one brought about plenty of other, very good pitchers. One of the biggest surprises for me was from Joey Mueller from Minnesota. Joey entered this tournament in the boy's "C" division with a current NASTSTATS average of 38.23%. He ended up qualifying seventh for the championship round by averaging 49.46% which was 11% above his average, pretty good right?

Well during the championship round he was able to knock off two of the top six guys by beating Joshua Bowerman with a 65.6% and Trevor Sipma with a 65.0% game. Even when Joey did lose he still shot games of 62.5%, 67.2%, 72.4% and 66.7%; all this coming from a pitcher who entered the 2008 World Tournament with a 38.23 ringer percentage. These were not short games either. Joey's shortest game the first day lasted 56 shoes while the longest went for 78 shoes for a total of 398 shoes pitched after six games. So after day one he beat two of the best pitchers in the World while averaging a whopping 66.8%.

The next day was much of the same for the young Minnesotan who won three of his last five games to finished his first ever Junior Boy's Championship in sixth place. He finished the tournament with a 63.4% average, a far cry from his entering average of 38.23. To be exact a 25.17% increase. A big congratulation goes to Joey on his performance at this year's World Tournament.

The other shocker came in the cadet's division. What we first noticed about these youngsters, age nine and under, were that all four of them could probably beat us at the game of horseshoes. The second thing was the Wisconsin boy named Gunnar David.

All of these cadet pitchers were great pitchers but it was Gunnar who really exceeded expectations at this year's World Tournament. Gunnar came into the tournament

with an 8.07 ringer percentage from the 20 foot foul line; a percentage that seeded him third in his class of four.

After his first day, Gunnar had beaten all three of his opponents, an amazing feat itself, but it was the percentages this youngster was throwing that caught many off guard. His first game he beat Dayton Campbell with a 54.5%, a game that wouldn't even be his best at the conclusion of the tournament. Next he took down the number one seed in the cadet's division, Brian Knupp with a 40.0%. During the last game, he pitched 10 ringers out of 16 shoes against Matthew Trader for a 62.5%. Yes a 62.5% from a pitcher who averages 8%. That is ONLY 54.5% above his average. Not too shabby!

The following day saw similar results from Gunnar. His lowest game for the tournament was a 29.4% game. When all was said and done, Gunnar averaged a 41.7% while taking second place in this year's World Tournament. His ringer percentage is the highest ever thrown in the cadet's division.

This goes to show that anyone on any given day can go above and beyond what is expected of them to qualify for this Championship Class. This was just one example but it could happen in the Girl's, Men's, Women's or any class any time in the future. It is a good system that allows the best pitchers performing during the tournament to have a chance to compete for the spot of World Champion.

"Clydesdale D. F."


"Clydesdale"

"N. T."

"Regular"

"E-Z Grip"

"Hi Temp Stay On"



Call Hi Temp Refractories 866-480-2220

(We accept all credit cards)

Order direct at www.deadeyeshoes.net

REGIONAL DIRECTORS REPORT

by Dan Sanders

Shoe Checks at World Tournament

Many thanks to Ken Walters and the several RDs, ARDs and others who helped out with the shoe checks this year. Please find below a summary chart for all horseshoes that were checked this year at York, Pennsylvania. Of the 4,402 shoes (2,201 pairs) that were checked through, 219 shoes (just over 4.9%) did not meet one or more of the required specifications for maximum width, length or weight. Most all of these could be brought back into the specs, with a little strategic grinding. The required sanctioned horseshoe specifications can be found on the NHPA Website or in

SHOE CHECK SUMMARY – YORK, PA 2008

Shoe Name	# of prs	Wide	Long	Heavy
Allen	307	20	26	—
American	59	11	—	—
Big Foot	7	1	—	—
Bronco	52	12	—	—
Challenger	40	—	—	—
Colt	9	—	—	—
Condor	7	—	—	—
Deadeye	341	21	2	—
Dean	8	1	—	—
Diamond	204	7	1	1
Hohl	86	9	1	—
Francis	98	—	—	—
Glory	33	2	—	—
Gordon	41	1	—	—
HP (Quebec)	6	—	—	—
Imperial	260	28	10	—
M&M	117	26	2	—
Mustang	32	18	—	—
Mr. D	5	1	—	—
Ohio	19	7	—	—
Pony	38	—	—	—
Python	13	8	—	—
Sidewinder	15	—	—	—
Six Pac	14	2	—	—
Six Shooter	16	—	—	—
Simmons	15	—	—	—
Snyder	184	6	—	—
Super Ringer	11	12	—	—
Tyson	20	—	—	—
VIP	11	—	—	—
All Others	44	3	7	3
Totals	2201	202	13	4

the RGS Book (see page 33, I - Equipment Specifications, Section A). If anyone would like to have a more complete summary than has been provided here, please contact me.



Ron & Polly's
Horseshoe Pitching Supplies

AUTHORIZED SALES DISTRIBUTOR

We sell a wide variety of NHPA Sanctioned Horseshoes.

Thoroughbred	Deadeye	Vanderburg
American	St. Pierre	Imperial
Elmer Hohl	Mr. D	Ted Allan
Allan Francis	Hummer	M & M

And don't forget the Accessories!

Horseshoe Boxes and bags, measuring tools, pick-up sticks, horseshoe stakes, and much more.

For a complete listing and prices
Check us out at:
www.horseshoes4u.com
or call us at
(903) 536-2626, 8am – 6pm Central Time.

It's easy to order.
You can place your order on our web site or just call us.
We accept Visa, Master Card, Discover, checks, and money orders.
We appreciate your business!
Ron & Polly Murphy

At the Team World Tournament held in May of this year, Strohm's Stained Glass donated a pair of Hummer horseshoes to be raffled off. Jackie Hughes of Brainard, Minnesota was the lucky winner. Congratulations to Jackie and Thank You to Strohm's Stained Glass for their generosity.

ENTRY FORM

Jack Freeman Team Tournament

November 15th & 16th, 2008

NHPA Hall of Fame Facility

Quail Ridge Park, St. Charles County, Missouri

Entry Deadline: October 15, 2008

Registration fee: \$120.00 per team

Three-person teams, with one alternate if desired. Total team average cannot exceed 210 points for total three-person-team average. Each team must have at least one 40 ft. pitcher. Limit 20 teams.

Name of Team _____

1. Name(Captain)NHPA# _____

Address _____

Telephone Home# _____ E-mail address _____

Division & Distance _____ Natstats Avg. _____

2. Name _____ NHPA# _____

Division & Distance _____ Natstats Avg. _____

3. Name _____ NHPA# _____

Division & Distance _____ Natstats Avg. _____

Alt. Name _____ NHPA# _____

Division & Distance _____ Natstats Avg. _____

The schedule will be mailed only to the captain of each team. It will be the captain's responsibility to inform his or her teammates of the schedule. Scorekeeping fees are not included in the registration fees. Players will be responsible for paying scorekeepers before each game.

Natstats averages will be used at the tournament entry deadline.

This tournament is limited to adults only!

MAIL THIS FORM WITH REGISTRATION FEES (PAYABLE TO NHPA)

TO: Paul Stewart
1043 Old Mtn. Rd.
Statesville, NC 28677
(704) 528-0398

SUPPORT THE NHPF

The only horseshoe pitching related charity needs your tax-deductible donations to support many programs of the sport including the Hall of Fame and Grants to install new or upgrade existing courts.

Deadline for Grant Applications: March 1st and September 1st

**Mail inquiries &
contributions to:**
NHPF
PO Box 1628
Penn Valley, CA 95946

MEN'S 2008 WORLD

Tournament Championship

By Jerry LaBrosse

Alan Francis Breaks All Time Record

Alan Francis from Ohio has broken the world tournament record for high percentage in the Men's Championship Class with a blistering 89.35%. He nailed an astounding 738 ringers over 826 shoes pitched. The previous record was set by Elmer Hohl of Ontario at 88.2% in 1968. Alan had a perfect 19-0 record, with no serious threats along the way; the closest being Gerald Bernard of New York, scoring 24 points.

Brian Simmons had a great tournament, losing only to Alan in the last game, and averaging a nice 79.45% for

the tournament. Mike Creek, current Pennsylvania state champ, had a nice third place showing, averaging 71.86%. In only his second year out of the junior division, Drew Becker from Ontario ringed his way to a fourth place showing, averaging 70.10%. He will definitely be one to keep your eyes on in the upcoming years.

The percentages were higher this year, mainly due to the fact that there was more high percentage pitchers entered, and also due to the perfect pitching conditions created by the new equipment used this year. The percentage needed to get into the championship class this year was 62.5%, nearly 10% higher than last year. In the finals, there were only four pitchers under 60%.

ORIGINAL

PLUS

CLASSIC

MAXX

STINGER

STEINFELDT

VIPER

IMPERIAL HORSESHOES

Manufactured by:
WHITE DISTRIBUTORS
All models are made in the USA

All models are NHPA Sanctioned
One Year Warranty

All Imperials are now cast from the same unique iron alloy that made our Thoroughbred shoes famous. The Original, Plus, Classic & Steinfeldt models still have their renowned hardened tips. Available from any NHPA rep.

Call us at 1-800-841-4685 or check out our prices at www.horseshoesonline.com

SENIOR WOMEN'S CHAMPIONSHIP

by Carolyn Lloyd

SENIOR Women? Do not be fooled by this label! These talented, focused and highly competitive ladies are far from over-the-hill and they came to York, Pennsylvania to play horseshoes and to win. Unfortunately for the forty-two ladies who entered the tournament as a "Senior Woman" only six would make the selection cut to Senior Women's Championship. This selection of players is based on the highest six ringer percentages after regular class play. The top ladies came from classes A-C and in qualifying order this year were: Rivers Prewette, NC; Barbara Taylor, SC; Ruth Rife, OH; Lucille Leis, ON; Jane Jordan, SC and Judy Dennis, MI.

For Rivers Prewette and Lucille Leis this was a return to the championship class; for the others – this was their first Senior Women's Championship. Rivers previously won this title in 2003 at Eau Claire, WI while Lucille claimed this honor in 2006 at Gillette, WY.

But it would seem Rivers Prewette wanted, once again, to be the Senior Women's World Champion. And, having qualified as the top seed with a 79% average, it was not unreasonable to expect that she could and would achieve this goal. Everyone was competitive and played hard, but in the end it was not enough to defeat Rivers who ended the tournament with a 5/0 record and an impressive 80.97% tournament average. From my quick check of the records I believe this 80.97% finish may be the highest recorded for Senior Women's Championship. Rivers also has for this tournament the honor of single highest game ringer percentage with an 89.1% but it'll take some doing to break her single game record of 95.8% from 2003. Fact is: it will take a perfect game to beat the 2003 record. While I understand that there were a number of records broken I'll leave that for the statisticians and historians to report.

As clear cut as the tournament results appear, it was not the case. Ruth Rife strongly challenged Rivers in

game three taking their game to a record, I believe, for the longest game in Senior Women's Championship, of 88 shoes. But in the end and pitching 73.9% Ruth lost to Rivers who pitched 80.4%. While Ruth Rife finished in fifth place, the records will show that she challenged other players to their best games.

In closing I would like to say that our membership is moving towards a larger number of Senior Women players who are as competitive as the Senior Men and I believe it is now time for the NHPA Council at their winter meeting to consider expanding the Senior Women's Championship to twelve instead of six. It is still reasonable for the senior women to continue to play in open classes, but designate on their world tournament application that they would like to be considered a "Senior Woman".

This year the competitive range of women who could have moved up had there been twelve seeds was equal to the Senior Men's division. It is time to acknowledge that our women members are aging just like our men. It's time to afford Senior Women the respect and recognition that they so richly deserve. If you are a senior woman or simply an NHPA member who supports this idea please take a moment to write or email the council members or let your state representatives know. Let them know that a Senior Women's Championship class of twelve should be on the schedule for the 2009 World Tournament in Springfield, IL. The winter meeting is usually held in January so there is plenty of time to make our voices heard. Addresses, both postal and email, as well as telephone numbers are available on the NPHA website. Please take the time to write a note or make a call or chat up this idea among the members of your state. It's time for a change!

ELDER MEN'S CHAMPIONSHIP

By Dan Sanders

Anyone looking carefully at this year's World Tournament line-up will notice the large numbers of short-distance pitchers that entered this competition. And if you do the math, you will find that just slightly under 34% (about 1/3) of the entrants were pitching from the shorter distance. This includes Women and Juniors, but by far the greatest number here is represented by Elder Men, with a total of 209 entrants, or just a little under 16%! You may recall that this has been the fastest growing Division now for several years. It will be interesting to see if this trend continues.

In any case, this is a very exciting Division to watch, and at the end of the Class competition, the Elder's Championship Class of twelve competitors was finally determined. The range of their entering averages ranged from 61.67% to 77.83%, but during Class play, some of them were scoring well over their entering averages.

At the end of day one two competitors, Herschel Walters of Indiana and Roy Bowers of Oregon, had established 6/0 records. Herschel's high game of the day was an impressive 89.1% against John Mathis, and he averaged 77.4% ringers for the day. Although Bobby Fields of Tennessee had lost one of his games to Bob Moulin of Florida, he had averaged 76.6 ringer percentage for the day. Other impressive games for the tournament were pitched by John Mathys of Pennsylvania with an 81%, Craig Schadler of Tennessee with an 82.1% and Columbus Woods of Pennsylvania with an 81.4% game.

On day two, Herschel Walters continued his winning ways until the very last game which he lost to Bobby Fields by a score of 28/41. He finished in first place with a 10/1 record, averaging 77.4% ringers for the tournament. Roy Bowers ran into some problems on day two, catching a few people at the wrong time, and ended up in third place, with an 8/3 record and a 71.1 overall ringer percentage. Meanwhile, Bobby Fields won all but one of his last five games and finished in second place with a 9/2 record and a 76.6 overall ringer average. Congratulations to all of these pitchers! It was a great pleasure to watch them in action.

HORSESHOE PETE'S CAL-FLIP





NHPA Sanctioned



(Call for current prices)

Invented and patented by Pete Donoho in the mid 1980's, the Cal-Flip was the first shoe to be specifically designed for the flip pitch. Pete was a top player in the Western US and he wanted a shoe that would land "cleats down", giving him the same advantage as turn throwers. His invention, the Cal-Flip horseshoe, put everyone back on even ground no matter how they threw the shoe. It was a revolution in the horseshoe world that totally legitimized flip pitching for the first time. Although Pete passed away in 1995, his shoe is still pitched in championships everywhere!

Manufactured by: Call Anytime:
WHITE DISTRIBUTORS 1-800-841-4685

Order direct or from any NHPA Distributor. Check us out on-line at www.horseshoesonline.com

SENIOR MEN'S CHAMPIONSHIP

by Dan Sanders

Of the 171 men who entered this year's Senior Division, 12 were seeded into the Championship finals with entering ringer averages ranging from 53.50% to 65.67%. Eight states were represented here with the greatest number (3) from Ohio. During the first day's competition, Ohio's Virgil Rife had turned away all opponents with a 6/0 record and overall ringer average of just under 60%. His closest game for the day was against fellow Buckeye competitor Bob Lautenschleger who was able to score 34 in the race to 40 points. At the end of day one, Maryland's Elbert Shifflett and defending champion Ron Deckard from Florida were in close pursuit; both with 5/1 records.

The first game of day two saw leader Virgil Rife losing to Paul Stewart by a score of 29/40, but Virg held on to win all but one of his remaining games; to Ron Deckard, by a very close score of 37/40. Meanwhile, the defending champion Ron Deckard, who had lost his last game of day one to Jim Hill of Connecticut by a score of 17/40, made an impressive recovery to go on and win all five of his remaining games on day two.

Although our President Paul Stewart's overall performance this year was below par, he took great joy in winning all three games against his good Ohio buddies; Bob Lautenschleger, Virgil Rife, and especially Levi Miller in a close game of 40/38, to finish the day.

After the dust had all settled on day two, defending champion Ron Deckard came out on top once again with a 10/1 record and overall ringer average of 65.9%. Will he be able to make it an unprecedented three in a row, next year at Springfield, Illinois? Only time will tell. In second and third places respectively were Virgil Rife of Ohio with a 9/2 record and Gerald Stangland of Minnesota with a 7/4 record. Congratulations to all of our Senior pitchers!

For the best in horseshoes . . .



HORSESHOES•CAPS•TOWELS•MUGS•CARRYING CASES•
TEE SHIRTS•JEWELRY•PATCHES•SCOREPADS•ROUND ROBIN CARDS•GAUGES•
JUDGING TOOLS•PERCENTAGE BOOKS•PICKUP STICKS•VIDEOS•HALL OF FAME SOUVENIRS AND MORE . . .

Quail Ridge Horseshoe Club
Game Related Sales
100 Bluestem Way
Wentzville, MO 63385-3799
636-327-5272
sales@quailridgehorseshoes.com
www.quailridgehorseshoes.com

An authorized
NHPA distributor

WOMEN'S 2008 WORLD TOURNAMENT CHAMPIONSHIP

By Phyllis Quist

One more exciting World Tournament has come to an end. Twenty very deserving ladies were seeded into the Championship Women's Division. The top qualifying average was 85.83% and went down to 63%.

At the end of the first day of pitching seven games, three remained undefeated – Sue Snyder, Sylvianne Moisan and Judy Curtis. The reader board recorded the same results after the second day ended with 14 games pitched. The final day of play found game #15 giving Sylvianne her first loss to Gert Wilcziek. And in game #16, Maxine Griffith defeated Judy Curtis 41 – 35. Sue Snyder and Sylvianne faced off in the last game, #19, and Sylvianne took a decisive lead and held on to win 40 – 22. The playoff game between these two world class ladies was a real nail biter all the way. After 124 shoes, Sue Snyder was crowned Women's World Champion 2008 with a winning score of 40 – 33, pitching 88.7% and Sylvianne pitching 86.3%.

The longest game of the entire tournament was 140 shoes between Sylvianne and Joan Elmore with Sylvianne pitching 90% and Joan 87.9%. Sylvianne also holds the record for highest game pitched with 48 out of 50 shoes for a 96%. Sue was close behind with 42 shoes out of 44 for 95.5%. Joan Elmore had the most consecutive ringers of 36.

Regardless of placement, each championship player is an inspiration and an example for all to aspire to.

As a horseshoe family we know each other as competitors and friends on the courts, but we all have 'other' lives off the courts. Here are some little known facts that "The World" may not know about our championship class ladies.

Gert Wilcziek (WI) is a self-taught concertina player and has a small band. They play weekly at nursing homes and Gert also crochets sets of doilies which she gives away for raffles.

Joan Elmore (TN) is a first time grandmother of a 10 month old. She also whispered that she is a diehard Chicago Cubs fan!

Adeline Foster (TN) has been pitching only four years and had a 90% game. Her inspiration is her husband

and her son Shannon who we all know from the men's championship class.

Kim Stockli (CA) is a professional Paint Ball player and was the first female in the top ten teams in the world. She also plays softball on three teams and is a great cook

Dale LaValley (NH) owns her own advertising business. As a single parent she raised two children, one being autistic. Dale puts on a benefit tournament every year for children with health problems and also a benefit fishing derby. She said the craziest thing about her is having Rivers as her mom!!

Sharon Chiddister (IN) shows horses at horseshows. This is her sixth year of pitching. As a child she sat directly behind the box when her dad pitched and she could tell exactly when the shoe would be a ringer. She had real first hand insight.

Shalee Cason (PA) was of course one of our outstanding junior pitchers. This is her second year in the women's division. She loves to travel and loves to shop (a woman after my own heart!).

Pat Pertuit (LA) is the fourth child in a family of 11 kids. She was raised in Arkansas and was a cotton picker! Now she and hubby ride motorcycles and both love to dance – jitterbug preferred.

Sue Twyman (NY) is a retired elementary school teacher. The staff often put on plays for the students and Sue portrayed both Tom Sawyer and Willie Wonka.

Lucy Thibault (PQ) has been pitching for 25 years. She felt this might be her very last tournament. It was very emotional for her. We are really honored to have had her pitch with us for these past several years.

Lyne Pineault (PQ) is a serious collector of stamps and postcards. She is also a student studying to be an attorney.

Sylvianne Moisan (PQ) works for the Stamp Collectors Federation and deals with Lyne quite often. Sylvianne started pitching a flip shoe when she was 11 years old. She pitched her first sanctioned tournament in 1980 at

Continued on page 27

WOMEN'S 2008 WORLD **TOURNAMENT CHAMPIONSHIP** *Cont.*

age 14. In 1984 she changed to a 1¹/₄ turn and the rest is history.

Tamara Burke (WV) lives and breaths horseshoe. Although she admitted she loves to shop – especially for jewelry (another one after my own heart!).

Debra Brown (VT) runs a daycare and loves children. She sews a lot but hates to cook.

One cannot talk about Maxine Griffith (TN) without also talking about Marlene Ray (TN). Together they have quite a record. They have been inducted into Lambuth University Basketball & Volleyball Sports Hall of Fame, the High School Athlete's Hall of Fame & the Tennessee Hall of Fame. They have won the Tennessee Twins Competition and both have Masters in Education and both coach high school basketball.

Judy Curtis (MI) has been state champion 15 times. She loves to sew and she and her hubby of 51 years enjoy going to tractor shows.

Sandy Janssens (ON) is a partner in an accounting firm. Her time is filled with her two children – ages five and eight. Horseshoe pitching is her hobby.

Amy Hall (VA) says that Rickie's foot rubs keep her balanced.

And last but not least, our champion, Sue Snyder (KY) says she is an open book and everyone knows all about her! (I still think she might have some secrets – could it be magnets in her horseshoes?). Congratulations Sue – a special lady indeed.

JUNIOR GIRL'S WORLD **TOURNAMENT CHAMPIONSHIP**

Green Stays Perfect Throughout Tournament on Way to Her First World Title

By Justin Sipma

For the fifth straight year, another new face has emerged as the Junior Girl's World Champion. Abby Green of Ohio beat out two former World Champs on her way to becoming the 2008 World Champion.

What we saw from this year's tournament were six of the very best competitors vying for the spot as 2008 Junior Girl's National Champion. This year's tournament would bring former World Champion Mary Hargett and 2006 World Champion Aleena Cook, both who wanted to regain their title. This would mark Shaina Stover's fifth appearance in the championship round contending for the coveted title. Also, making their first appearance in this contest was Abby Green, Rebecca Eatman and Samantha Sheehan.

The girl's championship class consisted of the top six percentages thrown during the first two days of divisional play. These six girls were: Abby Green – 59.82%, Mary Hargett – 51.07%, Aleena Cook – 42.14%, Shaina Stover – 40.54%, Rebecca Eatman – 38.04% and Samantha Sheehan – 32.68%. Being there were only six girls in

the championship class, all we needed was one day to decide who would become the next Junior Girl's World Champion.

The day started with the top three girls pitching phenomenal opening games. Abby Green started the tournament by throwing a 64.7% game; thereby helping her beat Samantha Sheehan 41-7. Not to be outdone, Mary Hargett threw a 77.3% game against Rebecca Eatman. During the other game, we witnessed Aleena Cook out pitch Shaina Stover thanks to a 57.1% game. Proceeding to the next game we saw that Cook was on the losing side of a 52 shoe dual with Sheehan. Meanwhile, Hargett pitched a 66.7% and Green threw a 50.0% to remain undefeated at 2-0.

The third game boasted some very good matches between these six girls. Eatman was able to edge out Stover 40-38 after 54 shoes of pitching. Hargett remained perfect after three by putting up a 62.5% game against Sheehan. In the

Continued on page 28

meantime, Cook was trying to give Green her first loss of the tournament. However, Green had other ideas as she came out firing building a 21-0 lead before conceding her first points of the match. Cook was then able to narrow the gap thanks to some outstanding pitching to make the score 30-12. Nonetheless, the hole Cook dug herself into was, in the end, too much to overcome. Green won the match 40-27 in 50 shoes shooting a 58% while Cook ended with a 50%.

Green and Hargett would both win their fourth game to remain unbeaten at 4-0 and set up a battle which would ultimately decide the rightful winner of this year's Girl's World Champion. To further elaborate on these games, Green knocked off Stover by pitching a 63.9% game while Hargett beat Cook with a 48.1%. Now it was game five; two unbeaten pitchers and one game to decide if we would have a defending world champion or if a new winner would steal the spotlight. It didn't take long for us to find out that Green would win her first world title after a 36 shoe contest with Hargett. Hargett could not get any type of rhythm going for her as Green took advantage and won 40-11 with a 61.1%. Green finished the championship round a perfect 5-0 while posting a 59.9 ringer percent average.


Congratulations to these six girls on their performance at this year's World Tournament: Abby Green of Ohio, Mary Hargett of South Carolina, Aleena Cook of Wisconsin, Rebecca Eatman of North Carolina, Shaina Stover of South Dakota and Samantha Sheehan of Massachusetts. Good Pitching!

Five Year NHPF Financial Report

Income	2003	2004	2005	2006	2007
NHPA General Fund Donations	15,607	15,116	13,779	16,073	20,050
Individual, Charter, Club Donation	20,331	17,136	17,224	50,988	59,135
Miscellaneous Cash Donations	100	367	658	2,903	1,049
Banquet Revenue	3,680	6,000	676	992	1,050
Rent & Court Use fees	2,795	1,620	0	0	1,973
Merchandise Sales	0	0	60	75	130
Joelton Property Sale	0	0	0	275,262	289,482
Account Interest Earned	4,538	4,371	7,545	13,221	21,028
Total Income	\$49,054	\$44,610	\$39,942	\$359,514	\$393,897
Expense					
Grants	6,500	5,000	2,000	4,950	3,250
Corporate Federal & State Fees	20	20	20	105	20
Accounting Fees	900	940	950	1,115	1,265
Legal Fees	0	32	8,986	8,244	4,064
Bank Service Fees	150	150	150	150	150
Supplies	30	135	52	252	131
Postage	85	200	170	239	294
Phone/Internet	0	787	480	570	709
Equipment Rental & Maintenance	0	254	0	0	1,952
Printing, Publications & Signage	0	0	112	0	338
Travel	200	402	2,399	2,082	3,791
Bricks & Promotional Items	0	0	0	0	16,586
Taxes, Insurance, Lease	7,096	3,670	3,670	12,704	100
Banquet Fees	2,708	4,800	0	0	0
Construction Management Fees	0	0	8,000	20,000	12,000
Building Contractors	0	0	99,111	27,550	773,369
Total Expense	\$17,689	\$16,390	\$126,100	\$77,961	\$818,019
Net Cash Asset Gain or (Loss)	29,362	28,220	-86,158	281,553	-424,122
Prior Year End Account Balance	304,232	333,594	361,814	275,656	557,209
Year End Cash Account Balance	\$333,594	\$361,814	\$275,656	\$557,209	\$133,087

Note: These figures compiled by NHPF Treasurer, Dave Loucks.

MEN'S DIVISION CHAMPIONSHIP CLASS 2008 WORLD TOURNAMENT



MEN'S DIVISION

Name	State	Entry	W/L	Ringers	Shoes	Average	Points
1. Alan Francis	OH	89.83	19/0	738	826	89.35	776
2. Brian Simmons	RI	80.50	18/1	750	944	79.45	750
3. Mike Creek	PA	66.17	15/4	766	1066	71.86	725
4. Drew Becker	ON	66.33	14/5	701	1000	70.10	650
5. Thomas Williams	MI	72.83	13/6	719	1014	70.91	692
6. Walter Ray Williams Jr	FL	72.33	13/6	646	968	66.74	662
7. Art Tyson	NY	65.33	12/7	641	1000	64.10	623
8. Tom Gallina	ON	73.50	11/8	705	1032	68.31	661
9. Dale Dean	MD	64.17	10/9	645	1018	63.36	585
10. Ronald Walker	VA	67.50	9/10	701	1066	65.76	647
11. Shannon Foster	TN	68.67	8/11	667	1010	66.04	585
12. Rick Howe	RI	66.33	8/11	550	880	62.50	533
13. Darrell D Sherrard	IN	62.67	8/11	563	962	58.52	547
14. Dave Lick	CT	62.50	7/12	580	964	60.17	540
15. Gary Roberts	OH	63.50	6/13	618	1006	61.43	556
16. Bill Navratil	CT	62.33	6/13	598	988	60.53	497
17. Gerald J Bernard	NY	64.83	6/13	570	948	60.13	491
18. Raymond Bedard	MA	63.33	4/15	517	938	55.12	460
19. Ken Heinritz	WI	63.17	3/16	506	916	55.24	442
20. Stan Leis	ON	62.67	0/19	328	626	52.40	244

1. Alan Francis-OH

OPPONENT	SCORE	R	SP	%
1. Bill Navratil-CT	42/ 8	38	42	90.5
2. Dave Lick-CT	42/ 9	37	40	92.5
3. Stan Leis-ON	42/ 0	24	24	100.0
4. Darrell D Sherrard-IN	40/ 1	26	28	92.9
5. Ken Heinritz-WI	40/ 3	38	40	95.0
6. Raymond Bedard-MA	40/ 6	30	34	88.2
7. Gary Roberts-OH	42/ 0	20	20	100.0
8. Dale Dean-MD	40/ 9	35	40	87.5
9. Gerald J Bernard-NY	42/ 24	51	64	79.7
10. Art Tyson-NY	42/ 0	29	30	96.7
11. Mike Creek-PA	41/ 14	72	82	87.8
12. Rick Howe-RI	41/ 4	28	32	87.5
13. Drew Becker-ON	40/ 1	50	52	96.2
14. Ronald Walker-VA	40/ 10	36	42	85.7
15. Shannon Foster-TN	40/ 12	66	76	86.8
16. Walter Ray Williams Jr-FL	40/ 7	32	36	88.9
17. Thomas Williams-MI	40/ 17	48	56	85.7
18. Tom Gallina-ON	40/ 4	28	32	87.5
19. Brian Simmons-RI	42/ 16	50	56	89.3

W- 19 L- 0 776 738 826 89.3

2. Brian Simmons-RI

OPPONENT	SCORE	R	SP	%
1. Dave Lick-CT	40/ 22	36	48	75.0
2. Bill Navratil-CT	40/ 9	27	36	75.0
3. Darrell D Sherrard-IN	40/ 10	41	48	85.4
4. Stan Leis-ON	42/ 10	35	46	76.1
5. Gary Roberts-OH	40/ 15	44	54	81.5
6. Ken Heinritz-WI	41/ 7	30	38	78.9
7. Gerald J Bernard-NY	41/ 4	31	36	86.1
8. Rick Howe-RI	42/ 21	39	46	84.8
9. Dale Dean-MD	42/ 7	48	56	85.7
10. Raymond Bedard-MA	41/ 6	32	38	84.2
11. Drew Becker-ON	41/ 8	50	62	80.6
12. Ronald Walker-VA	40/ 30	51	66	77.3
13. Art Tyson-NY	41/ 22	42	54	77.8
14. Mike Creek-PA	40/ 30	46	60	76.7
15. Walter Ray Williams Jr-FL	40/ 0	30	34	88.2
16. Shannon Foster-TN	41/ 10	30	38	78.9
17. Tom Gallina-ON	40/ 38	58	82	70.7
18. Thomas Williams-MI	42/ 14	39	46	84.8
19. Alan Francis-OH	16/ 42	41	56	73.2

W- 18 L- 1 750 750 944 79.4

3. Mike Creek-PA

OPPONENT	SCORE	R	SP	%
1. Art Tyson-NY	41/ 15	41	54	75.9
2. Thomas Williams-MI	40/ 38	54	78	69.2
3. Walter Ray Williams Jr-FL	31/ 42	34	56	60.7
4. Drew Becker-ON	41/ 28	53	70	75.7
5. Raymond Bedard-MA	42/ 13	43	56	76.8
6. Stan Leis-ON	40/ 21	35	48	72.9
7. Darrell D Sherrard-IN	43/ 9	32	40	80.0
8. Ronald Walker-VA	45/ 30	34	56	60.7
9. Bill Navratil-CT	41/ 7	20	28	71.4
10. Ken Heinritz-WI	44/ 24	33	48	68.8
11. Alan Francis-OH	14/ 41	63	82	76.8
12. Tom Gallina-ON	40/ 36	46	66	69.7
13. Dale Dean-MD	27/ 40	31	52	59.6
14. Brian Simmons-RI	30/ 40	42	60	70.0
15. Dave Lick-CT	40/ 14	44	54	81.5
16. Gary Roberts-OH	41/ 14	37	46	80.4
17. Shannon Foster-TN	41/ 26	46	64	71.9
18. Gerald J Bernard-NY	41/ 14	30	44	68.2
19. Rick Howe-RI	43/ 29	48	64	75.0

W- 15 L- 4 725 766 1066 71.9

4. Drew Becker-ON

OPPONENT	SCORE	R	SP	%
1. Dale Dean-MD	41/ 36	39	54	72.2
2. Gary Roberts-OH	41/ 29	43	68	63.2
3. Raymond Bedard-MA	40/ 25	41	58	70.7
4. Mike Creek-PA	28/ 41	50	70	71.4
5. Dave Lick-CT	40/ 17	29	42	69.0
6. Art Tyson-NY	22/ 40	37	54	68.5
7. Bill Navratil-CT	40/ 17	40	56	71.4
8. Stan Leis-ON	41/ 11	27	34	79.4
9. Ken Heinritz-WI	40/ 7	28	36	77.8
10. Darrell D Sherrard-IN	40/ 17	32	50	64.0
11. Brian Simmons-RI	8/ 41	40	62	64.5
12. Walter Ray Williams Jr-FL	40/ 30	53	68	77.9
13. Alan Francis-OH	1/ 40	37	52	71.2
14. Rick Howe-RI	45/ 10	27	36	75.0
15. Tom Gallina-ON	42/ 33	42	60	70.0
16. Thomas Williams-MI	16/ 40	21	40	52.5
17. Gerald J Bernard-NY	42/ 15	43	52	82.7
18. Shannon Foster-TN	43/ 17	34	50	68.0
19. Ronald Walker-VA	40/ 30	38	58	65.5

W- 14 L- 5 650 701 1000 70.1



INTRODUCING:

Alan **AF** Francis

Horseshoes


NHPA Sanctioned


Call for pricing:

1-800-841-4685

This is a brand new shoe designed and pitched by 12-time Men's World Champion, Alan Francis. Alan is building up a legendary career in this sport and we felt it was time he had a shoe of his own. So this is it... It even bares his signature to prove it! There was a lot of trial and error in the year that it took to nail down the design for this shoe but we're sure we've come up with something that matches up with Alan's incredible ability to make ringers. This is a traditional styled shoe packed full with all the latest technology in horseshoe design. It's made from the same dead soft alloy that has made Thoroughbred and Imperial horse-



Alan Francis
12 Time World Champ

shoes into our top selling shoes... We expect this shoe to out sell them all! We've incorporated our newest feature, hardened tips, into this shoe first, making it one of the toughest and most durable shoes you can buy. It's a very easy turning shoe with a narrow, pointed ringer break, making it easy to grip for the flip pitch too. The exceptional balance in this design makes it great for any turn or flip... It was well worth the extra effort that went into its design. Like all our other shoes, it has a one year warranty... We were lucky to have one of the best players in the world to help us on this one and now we're passing that benefit on to you!

Order direct from White Distributors or from any NHPA Distributor. Check us out on-line at www.horseshoesonline.com

5. Thomas Williams-MI

OPPONENT	SCORE	R	SP	%
1. Darrell D Sherrard-IN	20/ 42	27	50	54.0
2. Mike Creek-PA	38/ 40	52	78	66.7
3. Dave Lick-CT	41/ 18	35	46	76.1
4. Bill Navratil-CT	40/ 26	54	74	73.0
5. Gerald J Bernard-NY	45/ 6	27	34	79.4
6. Gary Roberts-OH	41/ 34	38	56	67.9
7. Rick Howe-RI	42/ 4	34	42	81.0
8. Raymond Bedard-MA	40/ 17	35	48	72.9
9. Art Tyson-NY	42/ 14	31	46	67.4
10. Stan Leis-ON	42/ 6	39	46	84.8
11. Ken Heinritz-WI	43/ 13	35	46	76.1
12. Dale Dean-MD	40/ 18	33	46	71.7
13. Walter Ray Williams Jr-FL	42/ 23	40	58	69.0
14. Shannon Foster-TN	28/ 41	40	60	66.7
15. Ronald Walker-VA	35/ 41	46	68	67.6
16. Drew Becker-ON	40/ 16	28	40	70.0
17. Alan Francis-OH	17/ 40	40	56	71.4
18. Brian Simmons-RI	14/ 42	29	46	63.0
19. Tom Gallina-ON	42/ 29	56	74	75.7
W- 13 L- 6	692	719	1014	70.9

7. Art Tyson-NY

OPPONENT	SCORE	R	SP	%
1. Mike Creek-PA	15/ 41	33	54	61.1
2. Dale Dean-MD	40/ 15	30	46	65.2
3. Gary Roberts-OH	40/ 26	32	44	72.7
4. Raymond Bedard-MA	45/ 32	38	74	51.4
5. Shannon Foster-TN	41/ 24	35	46	76.1
6. Drew Becker-ON	40/ 22	42	54	77.8
7. Walter Ray Williams Jr-FL	40/ 36	37	60	61.7
8. Bill Navratil-CT	28/ 42	28	54	51.9
9. Thomas Williams-MI	14/ 42	21	46	45.7
10. Alan Francis-OH	0/ 42	15	30	50.0
11. Tom Gallina-ON	28/ 42	43	66	65.2
12. Stan Leis-ON	43/ 22	39	54	72.2
13. Brian Simmons-RI	22/ 41	35	54	64.8
14. Darrell D Sherrard-IN	42/ 28	33	48	68.8
15. Ken Heinritz-WI	41/ 9	36	50	72.0
16. Dave Lick-CT	43/ 39	44	68	64.7
17. Ronald Walker-VA	40/ 21	38	52	73.1
18. Rick Howe-RI	21/ 40	27	50	54.0
19. Gerald J Bernard-NY	40/ 23	35	50	70.0
W- 12 L- 7	623	641	1000	64.1

9. Dale Dean-MD

OPPONENT	SCORE	R	SP	%
1. Drew Becker-ON	36/ 41	38	54	70.4
2. Art Tyson-NY	15/ 40	21	46	45.7
3. Ronald Walker-VA	42/ 31	52	74	70.3
4. Shannon Foster-TN	42/ 36	38	56	67.9
5. Darrell D Sherrard-IN	43/ 18	33	48	68.8
6. Walter Ray Williams Jr-FL	23/ 40	22	38	57.9
7. Dave Lick-CT	41/ 36	45	68	66.2
8. Alan Francis-OH	9/ 40	25	40	62.5
9. Brian Simmons-RI	7/ 42	37	56	66.1
10. Tom Gallina-ON	13/ 40	12	28	42.9
11. Bill Navratil-CT	36/ 40	47	68	69.1
12. Thomas Williams-MI	18/ 40	26	46	56.5
13. Mike Creek-PA	40/ 27	35	52	67.3
14. Gerald J Bernard-NY	45/ 39	46	70	65.7
15. Stan Leis-ON (Pacer)	41/ 0	33	52	63.5
16. Rick Howe-RI	12/ 42	17	36	47.2
17. Ken Heinritz-WI	41/ 14	32	50	64.0
18. Raymond Bedard-MA	41/ 31	45	70	64.3
19. Gary Roberts-OH	40/ 38	41	66	62.1
W- 10 L- 9	585	645	1018	63.4

6. Walter Ray Williams Jr-FL

OPPONENT	SCORE	R	SP	%
1. Ken Heinritz-WI	34/ 41	44	70	62.9
2. Darrell D Sherrard-IN	40/ 38	34	60	56.7
3. Mike Creek-PA	42/ 31	38	56	67.9
4. Gary Roberts-OH	41/ 35	40	62	64.5
5. Bill Navratil-CT	42/ 9	28	32	87.5
6. Dale Dean-MD	40/ 23	28	38	73.7
7. Art Tyson-NY	36/ 40	36	60	60.0
8. Dave Lick-CT	40/ 20	31	50	62.0
9. Stan Leis-ON	40/ 14	24	40	60.0
10. Gerald J Bernard-NY	40/ 10	27	36	75.0
11. Raymond Bedard-MA	42/ 9	32	44	72.7
12. Drew Becker-ON	30/ 40	49	68	72.1
13. Thomas Williams-MI	23/ 42	33	58	56.9
14. Tom Gallina-ON	42/ 13	36	46	78.3
15. Brian Simmons-RI	0/ 40	18	34	52.9
16. Alan Francis-OH	7/ 40	21	36	58.3
17. Rick Howe-RI	40/ 22	31	42	73.8
18. Ronald Walker-VA	41/ 33	60	84	71.4
19. Shannon Foster-TN	42/ 24	36	52	69.2
W- 13 L- 6	662	646	968	66.7

8. Tom Gallina-ON

OPPONENT	SCORE	R	SP	%
1. Stan Leis-ON	41/ 23	30	46	65.2
2. Gerald J Bernard-NY	28/ 41	29	46	63.0
3. Bill Navratil-CT	41/ 11	32	42	76.2
4. Dave Lick-CT	41/ 33	43	60	71.7
5. Rick Howe-RI	41/ 21	30	42	71.4
6. Darrell D Sherrard-IN	41/ 28	46	66	69.7
7. Raymond Bedard-MA	42/ 18	37	50	74.0
8. Ken Heinritz-WI	40/ 25	28	46	60.9
9. Gary Roberts-OH	41/ 22	41	56	73.2
10. Dale Dean-MD	40/ 13	21	28	75.0
11. Art Tyson-NY	42/ 28	48	66	72.7
12. Mike Creek-PA	36/ 40	45	66	68.2
13. Shannon Foster-TN	42/ 31	47	66	71.2
14. Walter Ray Williams Jr-FL	13/ 42	27	46	58.7
15. Drew Becker-ON	33/ 42	39	60	65.0
16. Ronald Walker-VA	28/ 40	37	58	63.8
17. Brian Simmons-RI	38/ 40	57	82	69.5
18. Alan Francis-OH	4/ 40	16	32	50.0
19. Thomas Williams-MI	29/ 42	52	74	70.3
W- 11 L- 8	661	705	1032	68.3

10. Ronald Walker-VA

OPPONENT	SCORE	R	SP	%
1. Gary Roberts-OH	40/ 24	36	52	69.2
2. Raymond Bedard-MA	44/ 23	26	42	61.9
3. Dale Dean-MD	31/ 42	51	74	68.9
4. Gerald J Bernard-NY	32/ 40	36	54	66.7
5. Stan Leis-ON	40/ 10	17	28	60.7
6. Bill Navratil-CT	40/ 26	54	76	71.1
7. Ken Heinritz-WI	41/ 30	36	56	64.3
8. Mike Creek-PA	30/ 45	29	56	51.8
9. Darrell D Sherrard-IN	45/ 10	25	36	69.4
10. Dave Lick-CT	23/ 40	29	58	50.0
11. Shannon Foster-TN	36/ 40	47	72	65.3
12. Brian Simmons-RI	30/ 40	49	66	74.2
13. Rick Howe-RI	40/ 10	24	34	70.6
14. Alan Francis-OH	10/ 40	26	42	61.9
15. Thomas Williams-MI	41/ 35	49	68	72.1
16. Tom Gallina-ON	40/ 28	41	58	70.7
17. Art Tyson-NY	21/ 40	33	52	63.5
18. Walter Ray Williams Jr-FL	33/ 41	58	84	69.0
19. Drew Becker-ON	30/ 40	35	58	60.3
W- 9 L- 10	647	701	1066	65.8

11.Shannon Foster-TN

OPPONENT	SCORE	R	SP	%
1. Raymond Bedard-MA	41/ 8	26	32	81.3
2. Ken Heinritz-WI	41/ 36	34	56	60.7
3. Rick Howe-RI	24/ 40	39	60	65.0
4. Dale Dean-MD	36/ 42	36	56	64.3
5. Art Tyson-NY	24/ 41	30	46	65.2
6. Gerald J Bernard-NY	24/ 43	29	52	55.8
7. Stan Leis-ON	42/ 37	37	62	59.7
8. Darrell D Sherrard-IN	30/ 41	29	52	55.8
9. Dave Lick-CT	40/ 3	27	34	79.4
10. Gary Roberts-OH	42/ 13	41	50	82.0
11. Ronald Walker-VA	40/ 36	49	72	68.1
12. Bill Navratil-CT	40/ 5	26	32	81.3
13. Tom Gallina-ON	31/ 42	45	66	68.2
14. Thomas Williams-MI	41/ 28	45	60	75.0
15. Alan Francis-OH	12/ 40	55	76	72.4
16. Brian Simmons-RI	10/ 41	20	38	52.6
17. Mike Creek-PA	26/ 41	42	64	65.6
18. Drew Becker-ON	17/ 43	25	50	50.0
19. Walter Ray Williams Jr-FL	24/ 42	32	52	61.5

W- 8 L- 11 585 667 1010 66.0

13.Darrell D Sherrard-IN

OPPONENT	SCORE	R	SP	%
1. Thomas Williams-MI	42/ 20	34	50	68.0
2. Walter Ray Williams Jr-FL	38/ 40	33	60	55.0
3. Brian Simmons-RI	10/ 40	31	48	64.6
4. Alan Francis-OH	1/ 40	13	28	46.4
5. Dale Dean-MD	18/ 43	25	48	52.1
6. Tom Gallina-ON	28/ 41	40	66	60.6
7. Mike Creek-PA	9/ 43	22	40	55.0
8. Shannon Foster-TN	41/ 30	33	52	63.5
9. Ronald Walker-VA	10/ 45	14	36	38.9
10. Drew Becker-ON	17/ 40	25	50	50.0
11. Rick Howe-RI	24/ 41	32	58	55.2
12. Ken Heinritz-WI	42/ 32	26	48	54.2
13. Gary Roberts-OH	40/ 33	34	56	60.7
14. Art Tyson-NY	28/ 42	28	48	58.3
15. Gerald J Bernard-NY	45/ 18	30	44	68.2
16. Raymond Bedard-MA	40/ 39	37	60	61.7
17. Bill Navratil-CT	32/ 41	36	60	60.0
18. Dave Lick-CT	42/ 34	33	54	61.1
19. Stan Leis-ON (Pacer)	40/ 0	37	56	66.1

W- 8 L- 11 547 563 962 58.5

15.Gary Roberts-OH

OPPONENT	SCORE	R	SP	%
1. Ronald Walker-VA	24/ 40	30	52	57.7
2. Drew Becker-ON	29/ 41	39	68	57.4
3. Art Tyson-NY	26/ 40	27	44	61.4
4. Walter Ray Williams Jr-FL	35/ 41	38	62	61.3
5. Brian Simmons-RI	15/ 40	35	54	64.8
6. Thomas Williams-MI	34/ 41	35	56	62.5
7. Alan Francis-OH	0/ 42	6	20	30.0
8. Gerald J Bernard-NY	41/ 11	27	36	75.0
9. Tom Gallina-ON	22/ 41	34	56	60.7
10. Shannon Foster-TN	13/ 42	32	50	64.0
11. Stan Leis-ON	42/ 30	34	58	58.6
12. Dave Lick-CT	26/ 41	36	62	58.1
13. Darrell D Sherrard-IN	33/ 40	33	56	58.9
14. Bill Navratil-CT	42/ 35	41	64	64.1
15. Rick Howe-RI	40/ 36	34	52	65.4
16. Mike Creek-PA	14/ 41	28	46	60.9
17. Raymond Bedard-MA	41/ 28	38	56	67.9
18. Ken Heinritz-WI	41/ 30	30	48	62.5
19. Dale Dean-MD	38/ 40	41	66	62.1

W- 6 L- 13 556 618 1006 61.4

12.Rick Howe-RI

OPPONENT	SCORE	R	SP	%
1. Gerald J Bernard-NY	42/ 12	38	48	79.2
2. Stan Leis-ON	41/ 17	32	46	69.6
3. Shannon Foster-TN	40/ 24	44	60	73.3
4. Ken Heinritz-WI	40/ 31	20	38	52.6
5. Tom Gallina-ON	21/ 41	24	42	57.1
6. Dave Lick-CT	18/ 40	22	40	55.0
7. Thomas Williams-MI	4/ 42	22	42	52.4
8. Brian Simmons-RI	21/ 42	32	46	69.6
9. Raymond Bedard-MA	30/ 44	28	52	53.8
10. Bill Navratil-CT	42/ 34	44	62	71.0
11. Darrell D Sherrard-IN	41/ 24	38	58	65.5
12. Alan Francis-OH	4/ 41	16	32	50.0
13. Ronald Walker-VA	10/ 40	13	34	38.2
14. Drew Becker-ON	10/ 45	16	36	44.4
15. Gary Roberts-OH	36/ 40	33	52	63.5
16. Dale Dean-MD	42/ 12	26	36	72.0
17. Walter Ray Williams Jr-FL	22/ 40	25	42	59.5
18. Art Tyson-NY	40/ 21	33	50	66.0
19. Mike Creek-PA	29/ 43	44	64	68.8

W- 8 L- 11 533 550 880 62.5

14.Dave Lick-CT

OPPONENT	SCORE	R	SP	%
1. Brian Simmons-RI	22/ 40	30	48	62.5
2. Alan Francis-OH	9/ 42	26	40	65.0
3. Thomas Williams-MI	18/ 41	28	46	60.9
4. Tom Gallina-ON	33/ 41	40	60	66.7
5. Drew Becker-ON	17/ 40	22	42	52.4
6. Rick Howe-RI	40/ 18	28	40	70.0
7. Dale Dean-MD	36/ 41	43	68	63.2
8. Walter Ray Williams Jr-FL	20/ 40	25	50	50.0
9. Shannon Foster-TN	3/ 40	16	34	47.1
10. Ronald Walker-VA	40/ 23	34	58	58.6
11. Gerald J Bernard-NY	43/ 32	40	60	66.7
12. Gary Roberts-OH	41/ 26	40	62	64.5
13. Raymond Bedard-MA	40/ 12	21	32	65.6
14. Ken Heinritz-WI	42/ 13	31	54	57.4
15. Mike Creek-PA	14/ 40	35	54	64.8
16. Art Tyson-NY	39/ 43	44	68	64.7
17. Stan Leis-ON (Pacer)	29/ 0	26	52	50.0
18. Darrell D Sherrard-IN	34/ 42	30	54	55.6
19. Bill Navratil-CT	20/ 41	21	42	50.0

W- 7 L- 12 540 580 964 60.2

16.Bill Navratil-CT

OPPONENT	SCORE	R	SP	%
1. Alan Francis-OH	8/ 42	26	42	61.9
2. Brian Simmons-RI	9/ 40	18	36	50.0
3. Tom Gallina-ON	11/ 41	22	42	52.4
4. Thomas Williams-MI	26/ 40	50	74	67.6
5. Walter Ray Williams Jr-FL	9/ 42	17	32	53.1
6. Ronald Walker-VA	26/ 40	50	76	65.8
7. Drew Becker-ON	17/ 40	33	56	58.9
8. Art Tyson-NY	42/ 28	32	54	59.3
9. Mike Creek-PA	7/ 41	9	28	32.1
10. Rick Howe-RI	34/ 42	41	62	66.1
11. Dale Dean-MD	40/ 36	48	68	70.6
12. Shannon Foster-TN	5/ 40	14	32	43.8
13. Gerald J Bernard-NY	41/ 37	37	62	59.7
14. Gary Roberts-OH	35/ 42	38	64	59.4
15. Raymond Bedard-MA	31/ 42	30	56	53.6
16. Ken Heinritz-WI	34/ 41	30	50	60.0
17. Darrell D Sherrard-IN	41/ 32	37	60	61.7
18. Stan Leis-ON (Pacer)	40/ 0	38	52	73.1
19. Dave Lick-CT	41/ 20	28	42	66.7

W- 6 L- 13 497 598 988 60.5

17. Gerald J Bernard-NY

OPPONENT	SCORE	R	SP	%
1. Rick Howe-RI	12/ 42	29	48	60.4
2. Tom Gallina-ON	41/ 28	33	46	71.7
3. Ken Heinritz-WI	40/ 38	38	64	59.4
4. Ronald Walker-VA	40/ 32	38	54	70.4
5. Thomas Williams-MI	6/ 45	15	34	44.1
6. Shannon Foster-TN	43/ 24	35	52	67.3
7. Brian Simmons-RI	4/ 41	19	36	52.8
8. Gary Roberts-OH	11/ 41	17	36	47.2
9. Alan Francis-OH	24/ 42	44	64	68.8
10. Walter Ray Williams Jr-FL	10/ 40	18	36	50.0
11. Dave Lick-CT	32/ 43	37	60	61.7
12. Raymond Bedard-MA	42/ 18	30	44	68.2
13. Bill Navratil-CT	37/ 41	36	62	58.1
14. Dale Dean-MD	39/ 45	45	70	64.3
15. Darrell D Sherrard-IN	18/ 45	20	44	45.5
16. Stan Leis-ON (Pacer)	40/ 0	32	52	61.5
17. Drew Becker-ON	15/ 42	33	52	63.5
18. Mike Creek-PA	14/ 41	21	44	47.7
19. Art Tyson-NY	23/ 40	30	50	60.0

W- 6 L- 13 491 570 948 60.1

19. Ken Heinritz-WI

OPPONENT	SCORE	R	SP	%
1. Walter Ray Williams Jr-FL	41/ 34	49	70	70.0
2. Shannon Foster-TN	36/ 41	33	56	58.9
3. Gerald J Bernard-NY	38/ 40	36	64	56.3
4. Rick Howe-RI	31/ 40	15	38	39.5
5. Alan Francis-OH	3/ 40	26	40	65.0
6. Brian Simmons-RI	7/ 41	19	38	50.0
7. Ronald Walker-VA	30/ 41	33	56	58.9
8. Tom Gallina-ON	25/ 40	23	46	50.0
9. Drew Becker-ON	7/ 40	18	36	50.0
10. Mike Creek-PA	24/ 44	27	48	56.3
11. Thomas Williams-MI	13/ 43	25	46	54.3
12. Darrell D Sherrard-IN	32/ 42	23	48	47.9
13. Stan Leis-ON	40/ 8	30	40	75.0
14. Dave Lick-CT	13/ 42	23	54	42.6
15. Art Tyson-NY	9/ 41	28	50	56.0
16. Bill Navratil-CT	41/ 34	31	50	62.0
17. Dale Dean-MD	14/ 41	24	50	48.0
18. Gary Roberts-OH	30/ 41	26	48	54.2
19. Raymond Bedard-MA	8/ 44	17	38	44.7

W- 3 L- 16 442 506 916 55.2

18. Raymond Bedard-MA

OPPONENT	SCORE	R	SP	%
1. Shannon Foster-TN	8/ 41	15	32	46.9
2. Ronald Walker-VA	23/ 44	18	42	42.9
3. Drew Becker-ON	25/ 40	35	58	60.3
4. Art Tyson-NY	32/ 45	34	74	45.9
5. Mike Creek-PA	13/ 42	33	56	58.9
6. Alan Francis-OH	6/ 40	19	34	55.9
7. Tom Gallina-ON	18/ 42	26	50	52.0
8. Thomas Williams-MI	17/ 40	27	48	56.3
9. Rick Howe-RI	44/ 30	33	52	63.5
10. Brian Simmons-RI	6/ 41	21	38	55.3
11. Walter Ray Williams Jr-FL	9/ 42	21	44	47.7
12. Gerald J Bernard-NY	18/ 42	20	44	45.5
13. Dave Lick-CT	12/ 40	13	32	40.6
14. Stan Leis-ON	45/ 35	30	54	55.6
15. Bill Navratil-CT	42/ 31	33	56	58.9
16. Darrell D Sherrard-IN	39/ 40	36	60	60.0
17. Gary Roberts-OH	28/ 41	33	56	58.9
18. Dale Dean-MD	31/ 41	41	70	58.6
19. Ken Heinritz-WI	44/ 8	29	38	76.3


W- 4 L- 15 460 517 938 55.1

20. Stan Leis-ON

OPPONENT	SCORE	R	SP	%
1. Tom Gallina-ON	23/ 41	23	46	50.0
2. Rick Howe-RI	17/ 41	24	46	52.2
3. Alan Francis-OH	0/ 42	10	24	41.7
4. Brian Simmons-RI	10/ 42	26	46	56.5
5. Ronald Walker-VA	10/ 40	8	28	28.6
6. Mike Creek-PA	21/ 40	29	48	60.4
7. Shannon Foster-TN	37/ 42	35	62	56.5
8. Drew Becker-ON	11/ 41	17	34	50.0
9. Walter Ray Williams Jr-FL	14/ 40	17	40	42.5
10. Thomas Williams-MI	6/ 42	27	46	58.7
11. Gary Roberts-OH	30/ 42	30	58	51.7
12. Art Tyson-NY	22/ 43	33	54	61.1
13. Ken Heinritz-WI	8/ 40	20	40	50.0
14. Raymond Bedard-MA	35/ 45	29	54	53.7
15. Dale Dean-MD	0/ 41	0	0	0
16. Gerald J Bernard-NY	0/ 40	0	0	0
17. Dave Lick-CT	0/ 29	0	0	0
18. Bill Navratil-CT	0/ 40	0	0	0
19. Darrell D Sherrard-IN	0/ 40	0	0	0

W- 0 L- 19 244 328 626 52.4

MEN'S DIVISION CLASS A1 2008 WORLD




1. Alan Francis	OH	88.01	15	0	539	600	89.83	543
2. Brian Simmons	RI	84.08	14	1	483	600	80.50	476
3. Thomas Williams	MI	68.48	10	5	437	600	72.83	422
4. Walter Ray Williams Jr	FL	71.38	9	6	434	600	72.33	428
5. Shannon Foster	TN	74.11	9	6	412	600	68.67	333
6. Ronald Walker	VA	67.70	8	7	405	600	67.50	342
7. Andre Leclerc	PQ	66.72	8	7	369	600	61.50	354
8. Mike Creek	PA	66.80	7.5	7.5	397	600	66.17	387
9. Dale Dean	MD	70.97	7	8	385	600	64.17	333
10. Rick Howe	RI	69.89	6.5	8.5	398	600	66.33	330
11. Bill Jr. Graham	OR	67.28	6	9	363	600	60.50	313
12. Bill Navratil	CT	68.55	5	10	374	600	62.33	293
13. Gale Greene	VT	71.66	5	10	364	600	60.67	261
14. Mark Seibold	IN	68.55	4	11	354	600	59.00	283
15. Darrin Potts	OH	67.69	3	12	355	600	59.17	257
16. Mark Mauthe	WI	69.77	3	12	307	600	51.17	225




MEN'S DIVISION CLASS A2 2008 WORLD

1. Tom Gallina	ON	66.38	15	0	441	600	73.50	541
2. Raymond Bedard	MA	66.03	12	3	380	600	63.33	430
3. Drew Becker	ON	65.96	9.5	5.5	398	600	66.33	427
4. Darrell D Sherrard	IN	65.35	9	6	376	600	62.67	378
5. Gary Roberts	OH	65.43	8	7	381	600	63.50	392
6. Stan Leis	ON	65.68	8	7	376	600	62.67	430
7. Duncan McKenzie	NS	66.33	8	7	362	600	60.33	399
8. Rick Bermingham	CA	66.51	8	7	331	600	55.17	344
9. Jerry Dean	MD	66.18	7	8	362	600	60.33	381
10. Chan Herrell	MD	66.25	7	8	358	600	59.67	372
11. Gary Opper	ID	63.81	7	8	348	600	58.00	370
12. Scott Perala	OH	66.02	6.5	8.5	348	600	58.00	392
13. Chad Hyatt	NV	65.62	6	9	332	600	55.33	340
14. Bobby Thompson	MD	64.18	5	10	345	600	57.50	350
15. Jim Bigelow	MA	64.82	3	12	313	600	52.17	295
16. Russ Phillips	WA	64.34	1	14	299	600	49.83	262




MEN'S DIVISION CLASS A3 2008 WORLD

1. Tony Hankins	KY	61.97	14	1	443	600	73.83	511
2. Doug Crawford	OH	60.27	12	3	358	600	59.67	453
3. Dave Wilson	NH	63.21	12	3	349	600	58.17	409
4. Dave Lick	CT	62.03	10	5	375	600	62.50	415
5. Ken Jones	NM	59.27	10	5	357	600	59.50	415
6. Richard Whitney	NY	59.77	9	6	355	600	59.17	435
7. Allen Withrow	WV	61.24	9	6	348	600	58.00	418
8. Louis Prud'Homme	PQ	59.89	8	7	361	600	60.17	411
9. David Mallory	OK	60.53	7.5	7.5	326	600	54.33	358
10. Thomas A Bernard	NY	60.37	6.5	8.5	352	600	58.67	379
11. Don Davis	WA	62.37	6	9	344	600	57.33	340
12. Kevin Duquette	CT	63.55	4	11	329	600	54.83	355
13. John Forti	NJ	59.09	4	11	308	600	51.33	344
14. Steve Kuchewski	PA	60.35	4	11	307	600	51.17	334
15. David Godwin	NC	61.09	4	11	298	600	49.67	324




MEN'S DIVISION CLASS B1 2008 WORLD

1. Art Tyson	NY	58.85	13	2	392	600	65.33	515
2. Don Miller	PA	58.74	12	3	373	600	62.17	425
3. Gerald J Bernard	NY	58.44	10.5	4.5	389	600	64.83	442
4. Ken Heinritz	WI	57.98	10.5	4.5	379	600	63.17	446
5. Roger Carter	WV	56.40	9.5	5.5	337	600	56.17	432
6. Jerry Hoy	PA	55.80	9	6	344	600	57.33	374
7. Paul Quam	WA	55.96	8.5	6.5	343	600	57.17	361
8. Gary Kollmann	ID	58.09	7.5	7.5	342	600	57.00	358
9. John Monismith	PA	57.85	7	8	340	600	56.67	382
10. Jim Culver	KY	55.33	6.5	8.5	337	600	56.17	375
11. Robert Faidley	PA	57.95	6.5	8.5	327	600	54.50	375
12. Domer Leighty	PA	57.29	5	10	317	600	52.83	350
13. Brad Barger	PA	56.05	4	11	318	600	53.00	353
14. Vince Neff	PA	56.52	4	11	307	600	51.17	309
15. Chuck Arnold	OK	55.93	3.5	11.5	281	600	46.83	306
16. Jack Guyette	NH	55.42	3	12	289	600	48.17	287




MEN'S DIVISION CLASS B2 2008 WORLD

1. Edward Thompson	VA	52.64	12	3	346	600	57.67	537
2. Ricky L Hall	VA	52.70	11	4	333	600	55.50	497
3. Phil Doyle	PA	52.90	11	4	319	600	53.17	497
4. Tom Guill	OH	55.08	10.5	4.5	318	600	53.00	434
5. Glenn Ellis	CT	55.15	9	6	308	600	51.33	399
6. Jerry LaBrosse	MN	53.52	9	6	305	600	50.83	449
7. Greg Crocker	CT	53.19	9	6	279	600	46.50	443
8. David Gallant Sr.	ME	52.34	8	7	297	600	49.50	449
9. Marlin Crise	PA	52.75	7.5	7.5	322	600	53.67	421
10. George Egel	NJ	52.57	7	8	271	600	45.17	388
11. Tony White	PA	52.47	7	8	262	600	43.67	373
12. John Brown	OH	52.77	6.5	8.5	310	600	51.67	425
13. Wayne Sturtz	VA	52.81	5.5	9.5	264	600	44.00	367
14. Jean Marie Laliberte	PQ	52.14	4	11	208	600	34.67	288
15. Park Barner	PA	52.57	3	12	227	600	37.83	325



MEN'S DIVISION CLASS B3 2008 WORLD

1. Charles Walker	VA	51.84	14	1	343	600	57.17	507
2. John Alley	ME	50.12	12	3	306	600	51.00	513
3. Ronnie Joines	NC	51.49	11	4	327	600	54.50	484
4. Norm Green Jr	NH	51.75	10	5	299	600	49.83	402
5. David Bliss	MA	50.92	10	5	293	600	48.83	459
6. Al Birchler	NJ	50.21	9	6	281	600	46.83	395
7. Randall Weakley	VA	51.98	8.5	6.5	304	600	50.67	440
8. Ernie Kovacs	FL	51.58	8.5	6.5	264	600	44.00	371
9. Gilles Roy	ON	49.55	7	8	314	600	52.33	452
10. Dennis A Pritchard	NY	51.21	7	8	303	600	50.50	404
11. Mario Gomez	PA	51.02	7	8	242	600	40.33	345
12. Jim Price	ID	48.91	6	9	265	600	44.17	353
13. George Patrick	NJ	48.64	3	12	235	600	39.17	300
14. Bob Carl	CT	50.21	3	12	207	600	34.50	310
15. Justin Sipma	ND	51.09	2	13	245	600	40.83	327
16. Rick Fisch	NJ	48.66	2	13	209	600	34.83	285




MEN'S DIVISION CLASS C1 2008 WORLD

1. Alan Stubleski	OH	48.18	14	1	347	600	57.83	569
2. Frank Arroyo Jr	CA	47.05	12	3	301	600	50.17	478
3. Scott Slaby	PA	47.71	11	4	296	600	49.33	467
4. Jimmy Bartlett	MD	46.95	9.5	5.5	287	600	47.83	433
5. Meredith Kahrig	OH	48.52	9	6	276	600	46.00	419
6. Kelly Hatrick	PA	48.06	8	7	277	600	46.17	438
7. James Carpenter Jr.	WV	47.26	8	7	256	600	42.67	406
8. Lewis Adkins	MD	46.78	8	7	237	600	39.50	393
9. Kerry Morris	WI	48.13	7.5	7.5	238	600	39.67	426
10. Nick Longo	CT	47.10	7	8	228	600	38.00	373
11. Bill Enslin	PA	47.27	6	9	270	600	45.00	371
12. Al Ross	OK	46.71	6	9	236	600	39.33	306
13. Marc Ritchie	ME	47.94	5	10	272	600	45.33	351
14. Eric Zimmerman	MD	47.56	5	10	220	600	36.67	320
15. Glenn Lowe	NH	48.36	4	11	246	600	41.00	370



MEN'S DIVISION CLASS C2 2008 WORLD



1. Carl York	ME	45.82	13.5	3.5	277	680	40.74	514
2. Don Harper	PA	46.32	11.5	4.5	293	640	45.78	445
3. Bruce Shutt	PA	46.21	11.5	4.5	270	640	42.19	489
4. Dwain Klink	OH	45.90	10.5	4.5	282	600	47.00	489
5. Brian Fisher	OH	46.31	10.5	4.5	277	600	46.17	445
6. Jerry Nelson	WV	45.82	9	6	262	600	43.67	434
7. Rick Sherwood	CT	46.59	9	6	235	600	39.17	408
8. Bob McKee	PA	45.81	8	7	275	600	45.83	432
9. James Miller	TX	45.78	7.5	7.5	245	600	40.83	424
10. James H Hayden	FL	46.00	7	8	284	600	47.33	432
11. Daniel Wasco	PA	45.61	7	8	229	600	38.17	363
12. Al Fenimore	NJ	45.98	6	9	234	600	39.00	378
13. Mel Pittman	CA	45.65	5	10	188	600	31.33	319
14. Forrest Cooper	KY	45.79	3	12	180	600	30.00	331
15. Ken Jaeger Sr	WI	46.58	3	12	165	600	27.50	281



MEN'S DIVISION CLASS C3 2008 WORLD

1. Randy Smith	CT	45.41	13	2	289	600	48.17	496
2. William E. Wilson	DE	45.00	10	5	272	600	45.33	438
3. Dennis Wilson	PA	45.35	9.5	5.5	272	600	45.33	511
4. Terry Farrell	CA	44.92	9.5	5.5	264	600	44.00	437
5. Dean Loucks	CT	44.80	9	6	273	600	45.50	445
6. Nick Lance	TX	44.10	9	6	249	600	41.50	444
7. Ray Groskinsky	WI	44.10	8	7	253	600	42.17	425
8. David Holliday	PA	44.82	8	7	241	600	40.17	369
9. Nathan M Haley	NY	44.23	8	7	227	600	37.83	404
10. Hank Kane	CA	44.50	7.5	7.5	241	600	40.17	358
11. Dennis Simler	IL	44.55	7	8	223	600	37.17	391
12. Ron Hook	IL	44.40	7	8	212	600	35.33	362
13. Ray Yoder	PA	44.77	6	9	227	600	37.83	382
14. Paul Jary	CT	44.62	5	10	201	600	33.50	337
15. Ken Drury Jr.	ON	44.30	3.5	11.5	188	600	31.33	314

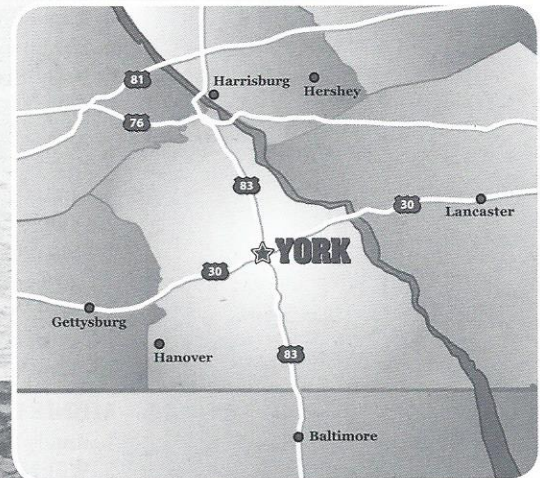
Congratulations **2008** World Tournament Pitchers!



It was a pleasure hosting the 2008 World Tournament and meeting so many wonderful people from around the world!

We know that during your visit you were focused on the many exciting activities surrounding the tournament. We hope you will consider coming back to York to discover the many fascinating treasures the region has to offer.

**All in the Center of
Pennsylvania's #1 Tourist Region
Just a short drive to Lancaster,
Gettysburg, and Hershey.**




Thank you for visiting York County!

1-888-858-YORK www.yorkpa.org



15 FREE Factory Tours

You're invited behind the scenes of America's favorite products featuring everything from Harley-Davidson® motorcycles to fresh, warm potato chips to hand-cut glass. After your tour, be sure to visit the many authentic factory outlets offering bargains by the bagful.



Wine & Dine

Travel the Uncork York Wine Trail and experience the 11 family-owned wineries responsible for producing a variety of award-winning vintages. Then, choose from one of the many wonderful restaurants offering everything from home-style Italian favorites to al fresco dining with a gorgeous river view.



Compelling History

You'll witness history come to life at museums dedicated to agriculture and industry, the Civil War, watches and clocks, weightlifting, and much more.

Hike, Bike, Explore

Outdoor adventure awaits at York County's many beautiful parks, offering a variety of great outdoor activities including fishing, hiking, great picnic spots and much more.

Upcoming Events

Throughout the year York County offers a variety of wonderful events featuring everything from the Pennsylvania Herb Festival to Flames Across the Susquehanna. Below is just a small sampling of upcoming events. For a complete list, visit www.yorkpa.org.

York Fair

September 5-14, 2008
York Expo Center/ Fairgrounds
334 Carlisle Avenue, York, PA
717-848-2596
www.yorkfair.com

Experience America's oldest fair featuring thrilling rides and exciting games as well as prize-winning food and nationally known entertainment. The 2008 Grandstand will feature Gavin DeGraw, ZZ Top, Brooks & Dunn, and many others.

Oyster Festival

October 19, 2008
Colonial Complex
157 West Market Street, York, PA
717-848-1587
www.yorkheritage.org

Oysters, pork, homemade baked goods, beer and wine set the table for this historical celebration, which also features living history demonstrations.

York Folk Art & Craft Show & Antique Show at York

November 21 – 23, 2008
York Expo Center – Memorial Hall
717-796-2380
www.goodrichpromotions.com

A variety of antique treasures from the late 18th, 19th and early 20th centuries, as well folk art and traditional crafts will be featured.

Christmas Magic – A Festival of Lights

November 28 – December 31, 2008
Rocky Ridge County Park
Deiningner Road, York, PA
717-840-7443
www.yorkcountyparks.org

Christmas Magic features an entire forest decked out in Christmas finery with an amazing display of more than 250,000 thousand holiday lights. The event features an easily accessible half-mile long walking trail with its holiday scenes and five enclosed, heated pavilions, animated displays, crafts, food and a G-gauge train display.

UnCork York Tour de Tanks

March 2009
Saturday & Sundays
1-888-858-YORK (9675)
www.UnCorkYork.com

The award-winning wineries of the UnCork York Wine Trail offer exclusive tank and barrel tastings to preview the season's upcoming wines before they are bottled.

Made In America Tours

June 17-20, 2009
York County, PA
1-888-858-YORK (9675)
www.factorytours.org


Discover true American craftsmanship at more than 25 factory tours and attractions that invite you behind the scenes.

**For More Information or Assistance Planning Your Visit:
1-888-858-YORK (9675)
www.yorkpa.org**




MEN'S DIVISION CLASS D1 2008 WORLD

1. James Sheehan	MN	42.87	12	3	288	600	48.00	501
2. Carson Powers	OH	42.74	11	4	275	600	45.83	514
3. Larry Davis	GA	43.29	11	4	249	600	41.50	453
4. Dale Edwards	NY	42.70	10	5	240	600	40.00	437
5. Michael Brown	VT	42.71	10	5	234	600	39.00	448
6. Jeremy Smith	NC	43.93	9	6	248	600	41.33	421
7. Gene Kuiken	WA	43.27	8	7	256	600	42.67	453
8. Chris Sebastian	PA	43.75	8	7	245	600	40.83	448
9. Donald Jones	NJ	42.89	8	7	245	600	40.83	406
10. Joe Winkler	MD	43.69	8	7	220	600	36.67	371
11. Sam Caincross	FL	43.46	7	8	222	600	37.00	371
12. Bill Combs	PA	43.06	6	9	203	600	33.83	360
13. John Taylor	ON	43.57	5	10	208	600	34.67	311
14. Harry Ellout	MI	43.72	4	11	159	600	26.50	335
15. Danny Neely	TN	42.98	3	12	164	600	27.33	248




MEN'S DIVISION CLASS D2 2008 WORLD

1. Don Wiley	MD	42.49	9.5	3.5	231	520	44.42	440
2. Gary Dawley	NY	41.66	9	4	216	520	41.54	400
3. Bruce McLinn	WI	42.47	9	4	206	520	39.62	428
4. Hiram Chaffin	AR	42.53	8.5	4.5	195	520	37.50	356
5. Gary Dixon	RI	41.43	8	5	205	520	39.42	391
6. Jim Vigil	CO	41.91	8	5	174	520	33.46	362
7. Ray Schermerhorn	ON	42.05	7	6	210	520	40.38	362
8. Doyle Tressler	PA	41.61	7	6	191	520	36.73	347
9. Dirk Dietz	CT	42.23	6	7	200	520	38.46	364
10. Jeff Schott	OH	41.58	5.5	7.5	180	520	34.62	301
11. Marshall Coleman	WV	41.33	5	8	136	520	26.15	305
12. Stan Butkus	CT	42.69	4	9	166	520	31.92	278
13. Jeff Prater	OH	41.40	2.5	10.5	153	520	29.42	254
14. Jerry Sneary	LA	41.95	2	11	157	520	30.19	257



MEN'S DIVISION CLASS D3 2008 WORLD

1. Dale Muehlenbrock	TX	40.57	12	3	252	600	42.00	548
2. Ron Hopman	AR	40.26	9.5	5.5	208	600	34.67	386
3. Larry Myers	GA	41.00	9	6	235	600	39.17	420
4. Myles Sulik	CT	39.82	9	6	221	600	36.83	394
5. Ed Waugaman	OH	40.20	8	7	222	600	37.00	446
6. Butch Maisel	PA	40.75	8	7	214	600	35.67	439
7. Gary Cox	NJ	40.00	8	7	213	600	35.50	388
8. Glenn Buckler Sr	MD	40.79	8	7	206	600	34.33	381
9. Stuart Sipma	ND	39.84	8	7	197	600	32.83	416
10. Ric McIvor	ON	41.25	7.5	7.5	234	600	39.00	376
11. Wayne Parker	NJ	40.74	7.5	7.5	230	600	38.33	422
12. Dave Foraker	DE	41.00	6	9	253	600	42.17	405
13. David Cowan Jr	VA	40.79	6	9	209	600	34.83	382
14. Revis McKee	CA	41.06	5	10	218	600	36.33	361
15. Dan Russell	NJ	39.97	5	10	211	600	35.17	375
16. James F Toolan	NY	40.85	3.5	11.5	208	600	34.67	351




MEN'S DIVISION CLASS E1 2008 WORLD

1. Fred Barfield	NJ	39.68	12.5	2.5	244	600	40.67	426
2. Mark Gilbertson	ND	39.74	11.5	3.5	268	600	44.67	463
3. Jim Sheridan	PA	39.62	11	4	246	600	41.00	474
4. Elijah Lloyd	NC	39.15	10.5	4.5	229	600	38.17	437
5. William Wood	PA	39.16	10.5	4.5	229	600	38.17	436
6. Ronnie Miller	GA	39.60	8.5	6.5	214	600	35.67	382
7. Larry Chaney	CO	39.76	8	7	244	600	40.67	423
8. Sid Fries	WV	39.17	8	7	203	600	33.83	399
9. Shawn Castleberry	CT	39.13	8	7	199	600	33.17	348
10. Russell Wickline	OH	39.72	8	7	187	600	31.17	330
11. Richard F Kosko	NY	39.10	7	8	201	600	33.50	321
12. Paul Buttari	OH	39.21	7	8	200	600	33.33	357
13. Albert Ramsey	MI	39.14	5	10	172	600	28.67	314
14. Joe Mueller	MN	39.10	3.5	11.5	188	600	31.33	303
15. Kip Steele	WV	39.22	0	14	59	200	29.50	84




MEN'S DIVISION CLASS E2 2008 WORLD

1. George Harageones	NY	38.59	12	3	236	600	39.33	431
2. Charlie Lytle	ME	38.97	11	4	227	600	37.83	501
3. Kenneth Kauffman	PA	38.70	11	4	219	600	36.50	485
4. Glenn Luoma	OH	38.54	10	5	187	600	31.17	421
5. Phil Groski	CT	38.97	9	6	204	600	34.00	439
6. Dan Molineaux	CT	38.51	8.5	6.5	194	600	32.33	391
7. Glenn Comp	PA	39.02	8.5	6.5	190	600	31.67	405
8. Harry DeMott	NJ	38.87	8	7	205	600	34.17	462
9. Dave Siple	PA	38.94	8	7	201	600	33.50	366
10. Francis Tribbett	DE	38.52	8	7	197	600	32.83	375
11. Robert Shugars Sr.	PA	38.61	8	7	179	600	29.83	410
12. Robert Eldridge	ME	38.54	6	9	156	600	26.00	326
13. Robert Black	MA	38.46	5	10	165	600	27.50	335
14. Dave Fisher	PA	38.91	5	10	144	600	24.00	317
15. Carlton W Young	PA	39.01	2	13	113	600	18.83	236



MEN'S DIVISION CLASS E3 2008 WORLD

1. John Barney	CA	38.21	14	1	282	600	47.00	537
2. Timothy M Collier	NY	37.67	13.5	1.5	271	600	45.17	501
3. Carl Mercer	CA	37.67	10	5	231	600	38.50	432
4. Maynard Warman	ME	37.83	10	5	217	600	36.17	453
5. Pat Huggins	WV	38.43	9.5	5.5	239	600	39.83	426
6. Harold Peters	CT	37.79	9	6	183	600	30.50	419
7. Paul Tumey	NJ	37.91	8	7	212	600	35.33	406
8. Dan Jolley	ON	37.87	8	7	205	600	34.17	402
9. Pat Colopy	OH	38.12	7	8	198	600	33.00	391
10. Rodger F James Jr	NY	38.30	7	8	184	600	30.67	360
11. Ralph Marthaler	WI	37.83	6.5	8.5	216	600	36.00	405
12. Wally Arnold	ON	38.26	6	9	195	600	32.50	368
13. Dave Trayah	VT	38.32	5.5	9.5	174	600	29.00	358
14. Wayne McCloskey	PA	38.40	4	11	168	600	28.00	293
15. David Lloyd	NC	38.40	1	14	173	600	28.83	279
16. Mark Brittingham	DE	37.83	1	14	155	600	25.83	272



MEN'S DIVISION CLASS F1 2008 WORLD

1. Roy Copsy	MD	36.85	14	2	280	640	43.75	572
2. Terry Hiatt	NE	36.94	13	3	245	640	38.28	481
3. Jerry Weller	MO	36.96	11	4	211	600	35.17	428
4. Bob Roy	WV	37.66	9.5	5.5	198	600	33.00	454
5. Rich Menton	DE	36.74	9	6	218	600	36.33	409
6. Steve Ellis	UT	37.12	9	6	204	600	34.00	423
7. Richard Giese	MN	36.79	8	7	215	600	35.83	465
8. Roger Wandell	PA	36.90	8	7	212	600	35.33	411
9. Martin Beloat	OH	37.12	8	7	208	600	34.67	464
10. Dominick Massella	PA	37.56	8	7	207	600	34.50	405
11. Norm Beckius	WI	37.07	7	8	167	600	27.83	360
12. Joe Dominelli	DE	37.00	6.5	8.5	188	600	31.33	375
13. Pat Wemhoff	NE	36.86	3.5	11.5	176	600	29.33	332
14. Rick Patchkowski	MI	36.92	3	12	97	360	26.94	203
15. Dave Moore	DE	36.84	2	13	167	600	27.83	305
16. Randall Johnson	KY	37.42	1.5	13.5	113	400	28.25	215




MEN'S DIVISION CLASS F2 2008 WORLD

1. Brandon Savage	PA	36.03	12	4	267	640	41.72	556
2. Vine Marks	SD	36.53	11	5	241	640	37.66	470
3. Walter Pierce	OH	36.43	10	5	231	600	38.50	467
4. Lee Thomas	PA	36.31	10	5	221	600	36.83	422
5. Larry Davis	ME	36.44	10	5	202	600	33.67	396
6. Robert Wright	NY	36.14	8	7	210	600	35.00	388
7. Ron Rhodes	NJ	36.37	8	7	188	600	31.33	391
8. Bruce Conord	NJ	36.09	8	7	186	600	31.00	399
9. Walter Hunt Jr	MD	36.64	7	8	205	600	34.17	381
10. Jim Lower	PA	36.26	6.5	8.5	205	600	34.17	377
11. Alex Lyszczasz	NJ	36.02	6.5	8.5	176	600	29.33	369
12. Dutch Germeyer	PA	36.43	6	9	192	600	32.00	346
13. Rich Larsen	IL	36.25	5	10	198	600	33.00	333
14. Glen Leonard	WV	36.32	5	10	182	600	30.33	350
15. Dave Burrows	AB	36.00	5	10	180	600	30.00	349
16. Bill Choser	CT	36.39	3	12	134	600	22.33	300



MEN'S DIVISION CLASS F3 2008 WORLD

1. Sean Brisson	MI	35.57	14	1	253	600	42.17	527
2. Charles Barrow	NJ	35.31	11	4	181	600	30.17	435
3. Robert Wood	ME	35.42	10	5	218	600	36.33	460
4. Mark Rivera	CT	35.24	10	5	213	600	35.50	431
5. Lee Watkins	IL	35.28	10	5	206	600	34.33	438
6. Larry G. Brown	MO	35.53	10	5	174	600	29.00	402
7. John Thomas	ON	35.89	8.5	6.5	219	600	36.50	449
8. Clarence Brainard	CT	35.67	7	8	187	600	31.17	423
9. John Sequoyah	MD	35.76	7	8	186	600	31.00	388
10. Aaron Martin	VT	35.23	7	8	168	600	28.00	341
11. Dan Carter	DE	35.22	7	8	160	600	26.67	342
12. Mitch Brantley	SC	35.10	6.5	8.5	193	600	32.17	368
13. Ron Baker	PA	35.88	6	9	159	600	26.50	371
14. Ted VanPelt	PA	35.81	3	12	141	600	23.50	299
15. Teddy G Manring	NC	35.88	3	12	141	600	23.50	247




MEN'S DIVISION CLASS G1 2008 WORLD

1. Mike Wolf	WV	34.85	12.5	2.5	251	600	41.83	567
2. Kevin A Green Sr	NY	34.69	12	3	233	600	38.83	556
3. Paul Jennings	SC	35.01	11.5	3.5	191	600	31.83	428
4. James R Hartman	VA	34.68	11	4	214	600	35.67	464
5. Fredrick A Sheldon	NY	34.65	11	4	184	600	30.67	429
6. Wilfred Kahrig	OH	35.05	10	5	174	600	29.00	490
7. Chris Surprenant	CT	34.88	9	6	159	600	26.50	424
8. Ryan Phipps	CT	34.43	7	8	169	600	28.17	410
9. Wayne Mowdy	MD	34.80	7	8	134	600	22.33	327
10. George Petro	PA	34.50	6.5	8.5	189	600	31.50	405
11. Ron Jack	PA	34.50	6	9	177	600	29.50	396
12. John Lacey	MD	34.44	6	9	176	600	29.33	380
13. Donald Guiton	NC	35.08	5	10	178	600	29.67	338
14. John Setzer	MO	34.62	4.5	10.5	120	600	20.00	283
15. Gary Bianconi	CT	34.90	1	14	42	400	10.50	133
16. Sam Good	IN	34.46	0	15	70	600	11.67	191



MEN'S DIVISION CLASS G2 2008 WORLD

1. Jerry Harley	MD	33.48	12.5	2.5	258	600	43.00	518
2. Richard Small	IN	33.69	12	3	169	600	28.17	437
3. Terry Sternberg	WI	34.19	11	4	246	600	41.00	513
4. Dennis G Leonard	NY	33.95	11	4	246	600	41.00	505
5. Rick Hawk	PA	33.50	9	6	225	600	37.50	448
6. Mike O'Neal	WV	33.94	9	6	204	600	34.00	428
7. Ken Perry	KS	33.80	8	7	173	600	28.83	402
8. Ronald Kohn	MI	33.96	8	7	152	600	25.33	330
9. Clyde Wesley Young	PA	34.19	7	8	191	600	31.83	354
10. Jack Hennessey Jr.	PA	33.79	6.5	8.5	181	600	30.17	357
11. Glenn Ryder	NH	33.50	6	9	186	600	31.00	397
12. Robert Hartshorn	MA	34.17	5	10	165	600	27.50	332
13. William R Grant	NY	33.97	5	10	145	600	24.17	326
14. Art Roberts	NJ	33.90	4	11	139	600	23.17	297
15. Robert Dean	VT	33.98	4	11	122	600	20.33	285
16. Gary Powell	PA	34.10	2	13	179	600	29.83	336



MEN'S DIVISION CLASS G3 2008 WORLD

1. Bud Murphy	NJ	33.42	14	1	256	600	42.67	565
2. Robert Cocagne	CA	32.79	12	3	232	600	38.67	495
3. Rick Wright	MN	33.21	10	5	161	600	26.83	417
4. Dave Shreve	IL	32.89	10	5	156	600	26.00	394
5. Bob Cheran	PA	32.93	9	6	178	600	29.67	447
6. Aaron Garcia	CA	33.01	8.5	6.5	202	600	33.67	417
7. Zane Goggin	GA	32.78	8.5	6.5	182	600	30.33	393
8. Steve Frost	ME	32.86	8	7	177	600	29.50	403
9. Doug Evers	ON	32.89	8	7	155	600	25.83	386
10. Robert Beagle	MI	33.38	8	7	148	600	24.67	413
11. Phil Anzalone	CT	32.97	5	10	135	600	22.50	335
12. Bunk Shipley	MD	33.40	5	10	122	600	20.33	316
13. Jeremy Sipes	PA	33.36	4	11	143	600	23.83	315
14. Donald Carey	DE	32.67	4	11	133	600	22.17	255
15. Albert Strohl	NY	32.61	3	12	119	600	19.83	262
16. David Huey	DE	32.83	3	12	100	600	16.67	230



MEN'S DIVISION CLASS H1 2008 WORLD

1. Ed Hollis	NJ	31.86	11	2	185	520	35.58	407
2. Craig Smith	WY	31.81	10	3	201	520	38.65	450
3. Carl Slevin	OH	32.32	10	3	179	520	34.42	368
4. Michael Berish	PA	31.95	10	3	143	520	27.50	358
5. Levi Pierce	NJ	32.53	9.5	3.5	187	520	35.96	403
6. Richard Jacques	ME	32.40	7	6	165	520	31.73	355
7. Greg Taylor	OH	32.50	7	6	157	520	30.19	369
8. Eric J Burdett	NY	31.86	6	7	144	520	27.69	315
9. George Ely	NJ	31.99	5	8	160	520	30.77	336
10. Dan Bottiglier	PA	32.21	5	8	144	520	27.69	288
11. Marcel Gluilmette	CT	32.35	4	9	137	520	26.35	314
12. Robert Chubinsky	CA	32.00	3.5	9.5	140	520	26.92	295
13. Chuck White	MA	32.13	3	10	114	520	21.92	298
14. Jim Ford	NJ	32.50	0	13	118	520	22.69	262


MEN'S DIVISION CLASS H2 2008 WORLD

1. Ron Carr	PA	31.69	13.5	1.5	219	600	36.50	485
2. Bill Marvin	IL	31.58	11	4	160	600	26.67	390
3. Paul Highlander	NC	31.36	9.5	5.5	155	600	25.83	341
4. Steve Swisher	PA	31.72	9	6	180	600	30.00	455
5. Joel V Hines	NY	31.47	9	6	148	600	24.67	404
6. Ed O'Rourke	NY	31.69	9	6	143	600	23.83	406
7. Ron Yannarella	DE	31.68	8.5	6.5	179	600	29.83	430
8. Dave Amorose	IL	31.78	8	7	129	600	21.50	396
9. Todd Willson	NY	31.70	7	8	171	600	28.50	393
10. Bill Kilgore	PA	31.69	7	8	134	600	22.33	398
11. Paul Mommens	NE	31.51	7	8	134	600	22.33	338
12. Dale Stromberg	CO	31.80	6.5	8.5	119	600	19.83	334
13. Jackie Strait	PA	31.46	6	9	147	600	24.50	395
14. Larry Pohlman	IL	31.39	5	10	161	600	26.83	350
15. Miles Noel	VA	31.66	3	12	134	600	22.33	327
16. Gene Alderman	MI	31.52	1	14	107	600	17.83	276




MEN'S DIVISION CLASS H3 2008 WORLD

1. John Wemhoff	NE	31.17	12	3	198	600	33.00	439
2. Harold Alexander	AR	31.20	11.5	3.5	193	600	32.17	476
3. Don McPherson	NJ	30.93	9.5	5.5	206	600	34.33	419
4. Michael Littell	MN	31.16	9	6	193	600	32.17	419
5. Dale Estep	PA	30.90	9	6	179	600	29.83	395
6. Joel Rear	CA	31.03	8.5	6.5	163	600	27.17	372
7. Paul Lloyd	NC	31.13	8	7	159	600	26.50	376
8. Wayne Tribbett	MD	30.85	7.5	7.5	183	600	30.50	351
9. Rob Rockemann	DE	30.88	7	8	188	600	31.33	365
10. Bert Hewton	PA	31.02	7	8	175	600	29.17	410
11. Wayne Saulsbury	DE	31.33	5.5	9.5	176	600	29.33	360
12. Lou Cataldi	NJ	31.03	5.5	9.5	168	600	28.00	361
13. Richard Cunning	PA	30.85	5.5	9.5	155	600	25.83	347
14. Frank Lane	DE	30.89	5	10	173	600	28.83	335
15. Jeff McDonald	CO	30.87	5	10	170	600	28.33	364
16. Robert Shugars Jr.	PA	30.99	4.5	10.5	191	600	31.83	394



MEN'S DIVISION CLASS H1 2008 WORLD


1. George Moraza	WI	30.41	11	4	188	600	31.33	407
2. Michael Szymczak	PA	30.65	10	5	198	600	33.00	406
3. Mike Wood	IL	30.47	10	5	197	600	32.83	436
4. James Chandler	PA	30.75	10	5	189	600	31.50	407
5. Dick Hansen	WI	30.56	10	5	183	600	30.50	428
6. Norm Demers	MA	30.26	10	5	179	600	29.83	432
7. Robert K Berninger	NY	30.77	9	6	170	600	28.33	390
8. Mike Byers	OH	30.53	8	7	167	600	27.83	401
9. Tracy Harte	WV	30.34	8	7	161	600	26.83	387
10. Frank LaFountain	NY	30.51	7.5	7.5	177	600	29.50	399
11. Sherwood Brown	VA	30.47	6	9	165	600	27.50	345
12. Steve Hoke	PA	30.60	5	10	137	600	22.83	306
13. Ken Vallie	MA	30.69	4.5	10.5	163	600	27.17	334
14. Richard Thompson	GA	30.74	4	11	159	600	26.50	325
15. Robert Wham	DE	30.76	4	11	142	600	23.67	312
16. John Olsen	PA	30.62	3	12	154	600	25.67	256






MEN'S DIVISION CLASS I2 2008 WORLD

1. Bruce Graffam	ME	29.87	12	3	225	600	37.50	507
2. Bob Filla	OH	29.77	11.5	3.5	214	600	35.67	448
3. Ron Highley	MO	30.07	11	4	178	600	29.67	444
4. Wayne Wright	NY	29.71	9	6	195	600	32.50	400
5. Michael Stone	PA	29.95	8.5	6.5	189	600	31.50	412
6. David Wilkinson	NY	29.71	8.5	6.5	174	600	29.00	425
7. Jack Miley	VA	29.46	8.5	6.5	168	600	28.00	402
8. James Perry	NY	29.47	8	7	189	600	31.50	391
9. Joe Hubert	NJ	29.83	8	7	167	600	27.83	432
10. Jeff Godwin	DE	29.83	8	7	159	600	26.50	376
11. Inge Byrkeland	NOR	29.81	7	8	165	600	27.50	380
12. Jerel Flora	OK	30.00	6	9	180	600	30.00	393
13. Ron Kindrick	AL	29.46	5	10	147	600	24.50	343
14. John Bacco	PA	30.04	5	10	129	600	21.50	289
15. James Benner	PA	29.55	3	12	115	600	19.17	260
16. Dale Benson	DE	29.55	1	14	85	600	14.17	233




MEN'S DIVISION CLASS I3 2008 WORLD

1. John Monarchy	MD	29.31	10	4	159	560	28.39	389
2. Robert Tinley	VA	28.67	9	5	140	560	25.00	357
3. Gene Webb	VA	28.52	7.5	5.5	162	520	31.15	353
4. Kelly Ginther	PA	29.38	7.5	5.5	155	520	29.81	376
5. Gordon Griffith	MD	28.71	7	6	164	520	31.54	363
6. Ron Welsh	NE	29.13	7	6	157	520	30.19	355
7. Gary Walters	PA	28.88	7	6	136	520	26.15	320
8. Billy Willis	VA	28.81	7	6	134	520	25.77	330
9. Dale Mentzer	MD	28.59	6.5	6.5	150	520	28.85	295
10. Bob Foster	PA	28.67	6	7	138	520	26.54	320
11. Dave Otter	PA	28.86	6	7	120	520	23.08	309
12. Robert O'Connell	CT	29.00	5	8	121	520	23.27	313
13. Bill Hetrich	PA	28.90	3.5	9.5	102	520	19.62	246
14. Guy Modde	IL	29.28	3	10	125	520	24.04	307




MEN'S DIVISION CLASS J1 2008 WORLD

1. Steve Kampmeier	IL	28.51	14	1	220	600	36.67	500
2. Ted Rayner	ON	28.18	13	2	162	600	27.00	492
3. Thomas R Winnie	NY	28.37	10	5	169	600	28.17	410
4. George C Guyer	VA	28.27	10	5	153	600	25.50	411
5. Ralph Demoranville	MA	28.07	10	5	120	600	20.00	350
6. Matt Leonka	CT	27.87	9	6	150	600	25.00	370
7. Bob Matthews	PA	27.59	8	7	153	600	25.50	369
8. Terry Hitzelberger	MD	27.91	7	8	136	600	22.67	337
9. Kevin Hutchings	NY	28.40	7	8	123	600	20.50	343
10. Jerry E Weaver	NY	28.25	7	8	117	600	19.50	317
11. Alan Ringo	OR	27.78	7	8	109	600	18.17	298
12. Sid Dubs	NE	27.92	6	9	158	600	26.33	372
13. Richard Plassmeyer	PA	27.69	4	11	113	600	18.83	285
14. Mike Peters	CT	28.35	4	11	108	600	18.00	262
15. Joseph Gallagher	FL	27.97	4	11	105	600	17.50	242



MEN'S DIVISION CLASS J2 2008 WORLD

1. Tino DeAngelo	NY	27.17	12.5	2.5	166	600	27.67	448
2. Paul Persinger	MD	27.36	11	4	195	600	32.50	466
3. Jim Wech	PA	27.00	11	4	172	600	28.67	434
4. Dennis Ward	PA	27.17	10	5	188	600	31.33	428
5. Ron Guyette	NH	26.87	10	5	185	600	30.83	418
6. Edward Cobin	NY	27.50	8.5	6.5	147	600	24.50	394
7. Jim Fox	DE	26.92	8	7	160	600	26.67	372
8. Shawn York	NC	27.42	7.5	7.5	159	600	26.50	355
9. Bernard Cozad	WV	27.13	7.5	7.5	147	600	24.50	352
10. William Reichert	ME	27.18	7.5	7.5	141	600	23.50	352
11. Dick Brooks	NH	27.15	6.5	8.5	132	600	22.00	356
12. Jim Rose	NY	27.38	6	9	88	600	14.67	346
13. Maurice Szklenski	PA	26.98	4.5	10.5	127	600	21.17	287
14. Rick Golden	MD	27.31	3.5	11.5	137	600	22.83	309
15. Doug Whitton	ON	27.36	3	12	125	600	20.83	268
16. Fred Rich	FL	27.19	3	12	96	600	16.00	317




MEN'S DIVISION CLASS J3 2008 WORLD

1. Ralph Hawthorne	MD	26.30	12.5	2.5	174	600	29.00	430
2. Darren Davis	ON	26.17	11	4	182	600	30.33	428
3. Bernie LaPierre	CT	26.50	11	4	153	600	25.50	409
4. Jerry Jessmore	NY	26.15	10.5	4.5	188	600	31.33	428
5. Douglas Brewer	PA	26.19	9	6	177	600	29.50	488
6. Charles Casey	WV	26.72	9	6	165	600	27.50	412
7. Gene Limbach	NE	26.50	9	6	151	600	25.17	374
8. Bill Van Guilder	PA	26.63	8.5	6.5	160	600	26.67	364
9. Barry Barner	PA	26.14	8	7	157	600	26.17	400
10. Al Cardinale	MA	26.75	6.5	8.5	115	600	19.17	325
11. Dean Turvey	ON	26.21	5.5	9.5	123	600	20.50	312
12. David Cowan Sr	VA	26.81	4.5	10.5	129	600	21.50	299
13. Scott Wine	OR	26.52	4.5	10.5	99	600	16.50	289
14. Jerry Campbell	OH	26.86	4	11	103	600	17.17	279
15. Kirk A Adams	VA	26.86	3.5	11.5	133	600	22.17	342
16. Casey Sluys	CA	26.42	3	12	115	600	19.17	287




MEN'S DIVISION CLASS K1 2008 WORLD

1. Brian Lucas	MD	25.73	12.5	3.5	169	640	26.41	478
2. Marvin Dirks	IA	25.93	11.5	4.5	193	640	30.16	509
3. Gerald Way	NY	26.08	10	5	144	600	24.00	377
4. Michael Schrader	NY	25.76	9.5	5.5	144	600	24.00	407
5. Jim Eldred	PA	25.63	9	6	113	600	18.83	331
6. Mike Hall Jr	MD	25.62	8.5	6.5	148	600	24.67	357
7. Jim Rebrovich	MN	25.70	8	7	145	600	24.17	350
8. Randy Freeman	MD	25.75	8	7	132	600	22.00	367
9. Charlie Pierson	FL	25.86	7	8	133	600	22.17	375
10. Rocky Mabry	MD	25.78	7	8	133	600	22.17	317
11. Jim Haley	GA	25.68	7	8	126	600	21.00	356
12. Alan Fauteux	MA	25.62	6.5	8.5	130	600	21.67	328
13. Tom Dunham	SD	26.12	6	9	137	600	22.83	331
14. Aaron Wandell	PA	26.06	5.5	9.5	132	600	22.00	324
15. Duke McPherson	NY	25.77	3	12	107	600	17.83	279
16. William Oliveira	RI	25.57	2	13	81	440	18.41	224




MEN'S DIVISION CLASS K2 2008 WORLD

1. Bill Wiggins	PA	24.69	14	1	150	600	25.00	470
2. William D Buckel	MD	25.37	11.5	3.5	158	600	26.33	438
3. Fred Giesin III	MA	24.66	11	4	150	600	25.00	449
4. John Cummings	VA	24.87	10	5	147	600	24.50	405
5. Larry Brabec	MN	24.95	9.5	5.5	111	600	18.50	389
6. Jeff Saul	NJ	25.27	9	6	167	600	27.83	418
7. Gene Grover	NY	25.22	8.5	6.5	123	600	20.50	372
8. Bob Vottero	NJ	24.75	8	7	157	600	26.17	399
9. Andrew Miller	MA	25.38	8	7	101	600	16.83	327
10. Dean Van Guilder	PA	24.70	7.5	7.5	109	600	18.17	328
11. Gary Fuller	WA	24.91	7	8	134	600	22.33	353
12. Lyle A Dorler	NY	25.50	7	8	119	600	19.83	311
13. Gary Johnson	ON	25.35	5	10	114	600	19.00	307
14. Lewis Ayers	OH	25.30	3	12	119	600	19.83	288
15. Steve Medovich	NY	25.23	1	14	72	600	12.00	209



MEN'S DIVISION CLASS K3 2008 WORLD

1. Ron Grandstaff	OH	24.10	13	2	199	600	33.17	511
2. Kevin Wolfenden	NJ	24.47	11	4	141	600	23.50	394
3. Robert McCullough	CT	24.61	11	4	138	600	23.00	408
4. Dison Savage	PA	24.43	10	5	147	600	24.50	370
5. Tom Budner	PA	24.56	10	5	137	600	22.83	376
6. Dick Seyler	DE	24.16	10	5	135	600	22.50	384
7. Billy Machner	NJ	24.33	9	6	172	600	28.67	389
8. Grant Ritchie	ON	24.36	9	6	113	600	18.83	336
9. Danny Kyle	CA	24.58	8	7	97	600	16.17	336
10. Marvin Price	DE	23.07	7.5	7.5	129	600	21.50	326
11. Stephen Mayer	NY	24.24	5.5	9.5	99	600	16.50	303
12. Greg Phipps	CT	24.61	5.5	9.5	89	600	14.83	267
13. Mike Holley	AB	24.32	5	10	110	600	18.33	293
14. Guy Casey	WV	24.65	4.5	10.5	87	600	14.50	254
15. Stephen Widger	ME	24.06	1	14	42	600	7.00	171



MEN'S DIVISION CLASS L1 2008 WORLD

1. William W Day	NY	23.94	12.5	2.5	145	600	24.17	434
2. Jim Ganther	WI	23.75	11	4	125	600	20.83	398
3. Chuck Duymich	VA	23.64	11	4	120	600	20.00	436
4. Ronnie Roberts	WV	23.94	10.5	4.5	141	600	23.50	403
5. Paul Zimmerman	IL	23.66	10	5	120	600	20.00	360
6. John Hamilton	CT	23.56	9	6	131	600	21.83	398
7. Kenneth H Dombroski	NY	23.72	8.5	6.5	126	600	21.00	356
8. Thomas Hix	VA	24.03	8	7	78	400	19.50	273
9. Steve Bruemmer	MO	23.52	7.5	7.5	107	600	17.83	312
10. Scott Fencil	VA	23.99	7	8	109	600	18.17	358
11. Larry Pertuit	LA	23.84	7	8	101	600	16.83	376
12. Ernie Ellermann Jr.	MO	23.98	5.5	9.5	97	600	16.17	300
13. Louie Sites	PA	23.65	4	11	104	600	17.33	272
14. Roy Evans	MO	23.60	3	12	90	600	15.00	277
15. Butch Freer	CT	23.96	3	12	41	600	6.83	206
16. Kermit Greer	MD	23.69	2.5	12.5	48	600	8.00	202




MEN'S DIVISION CLASS L2 2008 WORLD

1. Rich Hardt	KS	23.03	15	0	180	600	30.00	496
2. Earl Cain	PA	23.10	13	2	187	600	31.17	509
3. Donald Carver Jr	VA	22.72	10.5	4.5	138	600	23.00	400
4. Tim Barkley	OH	22.96	10	5	138	600	23.00	382
5. Paul Jacques	ME	22.99	9.5	5.5	155	600	25.83	391
6. Melvin Elmer	NJ	23.47	9	6	123	600	20.50	404
7. Sam Ramos	CO	23.49	7.5	7.5	133	600	22.17	348
8. Larry Reigle	PA	22.93	7	8	147	600	24.50	387
9. James Lindsay	NY	23.45	6.5	8.5	124	600	20.67	297
10. Walter Burtner	PA	23.09	6.5	8.5	113	600	18.83	334
11. Jeffrey A Nevins Sr	NY	22.86	6	9	121	600	20.17	339
12. Neil O'Marra	CT	23.48	4.5	10.5	81	600	13.50	241
13. Reggie Mills Sr	MD	23.13	4	11	114	600	19.00	325
14. Jim Quist	WA	23.26	4	11	102	600	17.00	283
15. Bob Cutright Sr.	MO	23.50	4	11	55	600	9.17	245
16. John Lisenby	PA	22.72	3	12	108	600	18.00	250



MEN'S DIVISION CLASS L3 2008 WORLD

1. Kenneth Hirsch	NY	22.52	13.5	1.5	213	600	35.50	570
2. John Durbano	DE	22.50	13	2	156	600	26.00	442
3. David E Cyr	ME	22.66	12	3	164	600	27.33	472
4. Edward Basta	MD	21.79	11.5	3.5	165	600	27.50	456
5. Michael G Dodson	VA	22.32	10	5	143	600	23.83	428
6. Philip Cardinal	NY	21.77	9	6	148	600	24.67	415
7. Michael Taylor	PA	22.71	9	6	144	600	24.00	407
8. Ken Jose	NV	22.38	9	6	125	600	20.83	379
9. Thomas Slaney	ON	22.61	8	7	111	600	18.50	353
10. Brian Smith	MD	21.88	7	8	130	600	21.67	385
11. Keith Schafer	MI	21.87	7	8	105	600	17.50	284
12. Michael Godby	WV	22.31	4	11	99	600	16.50	291
13. Charles Feagley	PA	22.26	3	12	88	600	14.67	290
14. Gene Bedgood	DE	22.69	2	13	58	600	9.67	182
15. Bill Hosmer	OH	22.44	1.5	13.5	77	600	12.83	219
16. Gene Bedgood Jr	DE	21.87	0.5	14.5	63	600	10.50	181



MEN'S DIVISION CLASS M1 2008 WORLD

1. Chris Homan	PA	21.50	13	2	219	600	36.50	562
2. Gabriel Alvini	DE	20.49	12	3	149	600	24.83	421
3. Scott Stull	WV	21.54	11	4	160	600	26.67	463
4. Paul W Lemish	IN	21.74	11	4	146	600	24.33	384
5. Bob Gray	OH	21.54	9	6	122	600	20.33	399
6. Bill Miller	PA	21.32	8	7	115	600	19.17	340
7. Doug Edwards	PA	20.58	7.5	7.5	139	600	23.17	348
8. Tony Webb	VA	21.36	7	8	131	600	21.83	322
9. Clint Peterson	NY	21.42	7	8	113	600	18.83	343
10. Jerry Brown	OK	21.63	7	8	106	600	17.67	348
11. Ron Mills	PA	21.09	5	10	123	600	20.50	322
12. Mark Wolfradt	MI	20.76	5	10	66	600	11.00	268
13. Al DelVecchio	PA	20.65	5	10	64	600	10.67	307
14. Terry Bunner	WV	20.68	4.5	10.5	124	600	20.67	322
15. Lawrence E Shaw	NY	21.44	4	11	110	600	18.33	303
16. Lee McCumsey	IL	20.93	4	11	96	600	16.00	284




MEN'S DIVISION CLASS M2 2008 WORLD

1. Paul E Clise	NY	20.31	13	2	151	600	25.17	446
2. Jeremi Skillman	VA	20.37	11.5	3.5	153	600	25.50	384
3. John Stover	MN	19.80	11	4	124	600	20.67	368
4. Warren Lynch	MD	19.86	10.5	4.5	144	600	24.00	401
5. Chuck Hill	PA	20.19	9	6	132	600	22.00	410
6. Odis Ramsey	MI	20.21	8.5	6.5	118	600	19.67	363
7. Larry Stewart	PA	20.29	7.5	7.5	151	600	25.17	402
8. Lee Howington	GA	20.25	7.5	7.5	101	600	16.83	296
9. Art Powell	PA	20.12	7	8	136	600	22.67	396
10. Homer Mills	PA	20.21	7	8	112	600	18.67	339
11. George Reale	CT	20.05	6.5	8.5	70	600	11.67	246
12. Richard Eichner	OH	20.29	6	9	123	600	20.50	331
13. Ted Huntsman	OH	20.43	6	9	108	600	18.00	349
14. Paul L Baehl	IN	20.02	5	10	108	600	18.00	330
15. Lloyd Schweigart	PA	19.77	2	13	104	600	17.33	261
16. Glenn Guyette	NH	19.86	2	13	89	600	14.83	246




MEN'S DIVISION CLASS M3 2008 WORLD

1. Tom Costa	NV	19.09	15	0	239	600	39.83	626
2. John Guichard Jr	NY	19.05	12	3	133	600	22.17	369
3. Roger Greer	PA	18.40	11	4	151	600	25.17	401
4. Tim Lidell	NY	18.84	10	5	123	600	20.50	411
5. Michael Kauffman	PA	19.30	9	6	137	600	22.83	358
6. Mike Jarvis	KS	18.62	9	6	116	600	19.33	390
7. Richard Schultz	KS	19.52	8	7	131	600	21.83	373
8. David Tallini	MA	18.52	7	8	125	600	20.83	329
9. Kenneth Bragg	NY	19.26	7	8	119	600	19.83	320
10. Elden Vannoy Jr	VA	19.60	6	9	112	600	18.67	299
11. Cory Spencer	PA	19.53	6	9	109	600	18.17	331
12. Glen Rideout	ON	18.58	6	9	79	600	13.17	281
13. Ed Mendez	OH	18.98	5.5	9.5	107	600	17.83	325
14. Joe Toto	NY	19.26	4	11	88	600	14.67	292
15. Rick Wagner	PA	18.67	3.5	11.5	115	600	19.17	282
16. Donald Vogelsong	PA	18.85	1	14	89	600	14.83	220




MEN'S DIVISION CLASS N1 2008 WORLD

1. Alan Jones	AZ	18.07	13	2	92	600	15.33	421
2. Robert W Trank	NY	18.27	12.5	2.5	112	600	18.67	418
3. Robert Kelzach	NY	17.10	12	3	102	600	17.00	401
4. David Belle	MA	17.60	11	4	96	600	16.00	378
5. Myron Selleck	VT	17.97	10.5	4.5	117	600	19.50	397
6. Leslie Marquardt	MN	17.50	10	5	91	600	15.17	364
7. Mark Stevens	AL	17.60	8	7	87	600	14.50	312
8. Johnny Allen	MD	17.94	7.5	7.5	119	600	19.83	326
9. Kenneth J Edsall	NY	17.21	7	8	94	600	15.67	343
10. Denny Hall	PA	18.07	6	9	59	600	9.83	282
11. Mike Fenton	PA	17.04	5	10	82	600	13.67	289
12. Dave Moore Jr	DE	17.55	4	11	85	600	14.17	289
13. Rick Packard	VT	17.17	4	11	66	600	11.00	227
14. Ken Seitz	CT	17.10	3.5	11.5	52	600	8.67	265
15. Ron Good	IN	17.15	3	12	71	600	11.83	217
16. Barry J Shade	NY	17.78	3	12	59	600	9.83	216




MEN'S DIVISION CLASS N2 2008 WORLD

1. Jerry Lee Slaydon	NC	15.94	13.5	1.5	137	600	22.83	449
2. John J.D. Fike	PA	15.92	12.5	2.5	143	600	23.83	426
3. Micah Snead	MN	16.29	11	4	136	600	22.67	414
4. Bob Walters	PA	16.71	11	4	134	600	22.33	385
5. Patrick Armstrong	NY	15.88	8.5	6.5	115	600	19.17	347
6. Eric Lee Guiton	NC	16.52	8	7	115	600	19.17	353
7. Forrest Tucker	CT	16.79	8	7	113	600	18.83	391
8. Jim Lucas	PA	16.05	8	7	103	600	17.17	355
9. Chris Moore	VA	16.06	8	7	92	600	15.33	311
10. Ralph Whitney	NY	15.89	7.5	7.5	89	600	14.83	318
11. Brad Keiser	CO	16.46	7	8	96	600	16.00	316
12. Bob Tallini	MA	16.05	6	9	71	600	11.83	262
13. Larry Munhofen	NE	16.92	4	11	89	600	14.83	307
14. Gregory Simpkins	NJ	15.93	3.5	11.5	73	600	12.17	258
15. David M Evanczik	NY	15.83	2	13	66	600	11.00	253
16. Gerald Ramey	NC	16.90	1.5	13.5	64	600	10.67	178




MEN'S DIVISION CLASS N3 2008 WORLD

1. Randy Stophel	NC	15.70	12	3	133	600	22.17	442
2. Steve Wallin	WI	14.87	11.5	3.5	115	600	19.17	402
3. Barry Burns	MD	15.60	11	4	137	600	22.83	433
4. Jim Robinson	ID	15.79	10	5	100	600	16.67	355
5. Bryan Hoffer	PA	14.46	9.5	5.5	79	600	13.17	296
6. Chuck Kenworthy	OH	15.05	9	6	84	600	14.00	334
7. Roger Despres	ON	15.02	8.5	6.5	82	600	13.67	303
8. Daren Chambers	MN	14.54	8	7	93	600	15.50	293
9. Mike Reding	OK	15.80	8	7	70	600	11.67	309
10. Ronald Douglas	ME	14.62	7	8	102	600	17.00	342
11. Ray Valley	NH	14.94	7	8	44	600	7.33	248
12. Francisco Reyes	MD	15.80	6.5	8.5	79	600	13.17	311
13. Kevin C Snelgrove	VA	14.72	6	9	71	600	11.83	273
14. Terry Sparks	VA	15.13	3	12	45	600	7.50	237
15. Asao Yamasaki	JPN	15.00	2	13	43	600	7.17	188
16. Steve Perry	CT	14.60	1	14	38	400	9.50	159



MEN'S DIVISION CLASS O1 2008 WORLD

1. Eddie Leuck	NJ	13.47	13	2	93	600	15.50	377
2. Michael St Pierre Sr	MA	13.24	11.5	3.5	100	600	16.67	397
3. Joe Keyser	PA	13.64	11.5	3.5	69	600	11.50	358
4. Bill Brooks	NH	12.84	10	5	73	600	12.17	312
5. Steve LaGrave	CT	14.24	9.5	5.5	62	600	10.33	293
6. Dick Forshey	PA	11.23	8.5	6.5	67	600	11.17	302
7. Steve Eastman	ME	10.45	8	7	50	600	8.33	247
8. Randy Ganther	WI	10.14	7	8	57	600	9.50	225
9. Joe Walker	CT	12.10	7	8	24	600	4.00	272
10. Butch Allen	CT	13.72	6	9	75	600	12.50	281
11. Keith Burger	IN	13.51	6	9	62	600	10.33	250
12. Randy White	LA	10.39	6	9	49	600	8.17	250
13. Ernest Stagaman	NY	14.35	6	9	43	600	7.17	247
14. Ray Collard	AZ	14.35	4	11	59	600	9.83	228
15. Dante Alcisto	PA	13.67	4	11	24	600	4.00	172
16. Jeff Zogg	MO	11.30	2	13	41	600	6.83	174



MEN'S DIVISION CLASS O2 2008 WORLD


1. George D Cobin Jr	NY	10.13	13	0	107	520	20.58	403
2. Arthur Mitchell	NY	8.65	9	4	56	520	10.77	285
3. Rodger F James Sr	NY	7.90	9	4	47	520	9.04	272
4. Wade Koonce	IL	7.54	9	4	40	520	7.69	251
5. Larry Noel	PA	4.05	9	4	25	520	4.81	217
6. Jay Ganther	WI	9.86	8.5	4.5	70	520	13.46	320
7. Ronald Brickell	CA	8.56	7.5	5.5	54	520	10.38	280
8. Roger R Chase	NY	9.37	6	7	63	520	12.12	226
9. John Heil	MD	5.03	5.5	7.5	36	520	6.92	200
10. John Carlton	IL	7.81	5	8	32	520	6.15	199
11. Masanobu Yoshida	JPN	7.00	4.5	8.5	27	520	5.19	158
12. Doug Withrow	WV	5.23	2	11	42	520	8.08	183
13. Ken Franklin	MD	9.95	2	11	15	520	2.88	126
14. Avenancio Gonzalez	NY	3.28	1	12	20	520	3.85	116

NHPA Hall of Fame Inductees for All Three Categories by State

Submitted by Mel Yockstick

State	Number	Last Year	State	Number	Last Year	State	Number	Last Year	State	Number	Last Year
Ohio	21	2004	Kansas	5	1999	North Carolina	2	2004	Kentucky	1	2001
California	18	2005	Utah	4	2005	West Virginia	2	1996	Nebraska	1	1987
Iowa	11	1996	Missouri	4	1991	New Jersey	2	1995	Maryland	1	1976
Minnesota	8	2008	Massachusetts	4	1990	Arkansas	2	1992	DC	1	1968
Indiana	8	2008	Wisconsin	3	2007	Georgia	2	1992			
Canada	8	2004	Colorado	3	1997	Michigan	2	1984			
Illinois	8	1994	Pennsylvania	3	1997	Nevada	1	2007			
New York	7	2007	Oregon	3	1993	Oklahoma	1	2006			
Florida	7	2001	Washington	3	1986	Rhode Island	1	2003			

SENIOR MEN'S DIVISION CHAMPIONSHIP CLASS 2008 WORLD TOURNAMENT



MEN'S DIVISION

Name	State	Entry	W/L	Ringers	Shoes	Average	Points
1. Ron Deckard	FL	64.33	10/1	397	602	65.95	431
2. Virgil Rife	OH	62.50	9/2	399	636	62.74	444
3. Gerald Stangland	MN	59.00	7/4	417	650	64.15	403
4. Elbert Shifflett	MD	65.67	7/4	302	494	61.13	403
5. Glenn Burris	PA	57.00	6/5	297	540	55.00	362
6. Tom Westbrook	SC	53.83	5/6	319	548	58.21	366
7. Paul Stewart	NC	59.00	4/7	348	578	60.21	339
8. Levi Miller Jr	OH	60.17	4/7	351	602	58.31	354
9. Jim Hill	CT	53.50	4/7	336	610	55.08	329
10. Robert Reynold	PA	54.33	4/7	266	522	50.96	300
11. Mick Gillette	MO	56.00	3/8	328	618	53.07	315
12. Bob Lautenschleger	OH	56.33	3/8	281	540	52.04	329

CHAMPIONSHIP CLASS 2008 WORLD

1. Ron Deckard-FL

OPPONENT	SCORE	R	SP	%
1. Tom Westbrook-SC	41/20	47	66	71.2
2. Robert Reynold-PA	41/36	43	70	61.4
3. Mick Gillette-MO	40/27	38	56	67.9
4. Bob Lautenschleger-OH	41/26	29	46	63.0
5. Glenn Burris-PA	41/4	24	28	85.7
6. Jim Hill-CT	17/40	28	50	56.0
7. Levi Miller Jr-OH	40/20	32	50	64.0
8. Gerald Stangland-MN	45/17	39	52	75.0
9. Virgil Rife-OH	41/37	34	60	56.7
10. Paul Stewart-NC	42/27	45	66	68.2
11. Elbert Shifflett-MD	42/26	38	58	65.5

W- 10 L- 1 431 397 602 65.9

2. Virgil Rife-OH

OPPONENT	SCORE	R	SP	%
1. Robert Reynold-PA	42/17	33	50	66.0
2. Mick Gillette-MO	43/27	35	66	53.0
3. Bob Lautenschleger-OH	44/34	41	72	56.9
4. Glenn Burris-PA	40/21	30	48	62.5
5. Jim Hill-CT	41/22	33	54	61.1
6. Tom Westbrook-SC	41/29	29	46	63.0
7. Paul Stewart-NC	29/40	35	56	62.5
8. Levi Miller Jr-OH	41/28	35	48	72.9
9. Ron Deckard-FL	37/41	33	60	55.0
10. Elbert Shifflett-MD	44/28	33	50	66.0
11. Gerald Stangland-MN	42/36	62	86	72.1

W- 9 L- 2 444 399 636 62.7

3. Gerald Stangland-MN

OPPONENT	SCORE	R	SP	%
1. Glenn Burris-PA	21/40	30	54	55.6
2. Jim Hill-CT	38/42	39	68	57.4
3. Tom Westbrook-SC	40/34	45	62	72.6
4. Robert Reynold-PA	45/4	27	34	79.4
5. Mick Gillette-MO	40/33	53	82	64.6
6. Bob Lautenschleger-OH	43/35	36	60	60.0
7. Elbert Shifflett-MD	41/30	29	50	58.0
8. Ron Deckard-FL	17/45	29	52	55.8
9. Paul Stewart-NC	42/30	38	50	76.0
10. Levi Miller Jr-OH	40/21	33	52	63.5
11. Virgil Rife-OH	36/42	58	86	67.4

W- 7 L- 4 403 417 650 64.2

4. Elbert Shifflett-MD

OPPONENT	SCORE	R	SP	%
1. Jim Hill-CT	40/15	31	44	70.5
2. Tom Westbrook-SC	41/20	29	46	63.0
3. Robert Reynold-PA	43/3	27	38	71.1
4. Mick Gillette-MO	40/7	21	32	65.6
5. Bob Lautenschleger-OH	40/0	20	22	90.9
6. Glenn Burris-PA	32/42	33	54	61.1
7. Gerald Stangland-MN	30/41	25	50	50.0
8. Paul Stewart-NC	43/31	24	42	57.1
9. Levi Miller Jr-OH	40/39	29	58	50.0
10. Virgil Rife-OH	28/44	29	50	58.0
11. Ron Deckard-FL	26/42	34	58	58.6

W- 7 L- 4 403 302 494 61.1

5. Glenn Burris-PA

OPPONENT	SCORE	R	SP	%
1. Gerald Stangland-MN	40/ 21	35	54	64.8
2. Paul Stewart-NC	42/ 21	30	44	68.2
3. Levi Miller Jr-OH	20/ 41	20	42	47.6
4. Virgil Rife-OH	21/ 40	24	48	50.0
5. Ron Deckard-FL	4/ 41	12	28	42.9
6. Elbert Shifflett-MD	42/ 32	35	54	64.8
7. Jim Hill-CT	42/ 28	37	58	63.8
8. Tom Westbrook-SC	35/ 44	26	52	50.0
9. Robert Reynold-PA	35/ 40	24	54	44.4
10. Mick Gillette-MO	40/ 39	31	54	57.4
11. Bob Lautenschleger-OH	41/ 30	23	52	44.2

W- 6 L- 5 362 297 540 55.0

7. Paul Stewart-NC

OPPONENT	SCORE	R	SP	%
1. Bob Lautenschleger-OH	44/ 31	40	60	66.7
2. Glenn Burris-PA	21/ 42	23	44	52.3
3. Jim Hill-CT	40/ 5	21	28	75.0
4. Tom Westbrook-SC	16/ 40	20	38	52.6
5. Robert Reynold-PA	15/ 43	17	36	47.2
6. Mick Gillette-MO	35/ 42	43	74	58.1
7. Virgil Rife-OH	40/ 29	38	56	67.9
8. Elbert Shifflett-MD	31/ 43	20	42	47.6
9. Gerald Stangland-MN	30/ 42	33	50	66.0
10. Ron Deckard-FL	27/ 42	39	66	59.1
11. Levi Miller Jr-OH	40/ 38	54	84	64.3

W- 4 L- 7 339 348 578 60.2

9. Jim Hill-CT

OPPONENT	SCORE	R	SP	%
1. Elbert Shifflett-MD	15/ 40	23	44	52.3
2. Gerald Stangland-MN	42/ 38	39	68	57.4
3. Paul Stewart-NC	5/ 40	9	28	32.1
4. Levi Miller Jr-OH	42/ 32	41	64	64.1
5. Virgil Rife-OH	22/ 41	28	54	51.9
6. Ron Deckard-FL	40/ 17	35	50	70.0
7. Glenn Burris-PA	28/ 42	32	58	55.2
8. Bob Lautenschleger-OH	26/ 41	25	48	52.1
9. Tom Westbrook-SC	26/ 43	35	64	54.7
10. Robert Reynold-PA	39/ 41	31	64	48.4
11. Mick Gillette-MO	44/ 38	38	68	55.9

W- 4 L- 7 329 336 610 55.1

11. Mick Gillette-MO

OPPONENT	SCORE	R	SP	%
1. Levi Miller Jr-OH	18/ 40	20	46	43.5
2. Virgil Rife-OH	27/ 43	30	66	45.5
3. Ron Deckard-FL	27/ 40	33	56	58.9
4. Elbert Shifflett-MD	7/ 40	11	32	34.4
5. Gerald Stangland-MN	33/ 40	50	82	61.0
6. Paul Stewart-NC	42/ 35	45	74	60.8
7. Tom Westbrook-SC	3/ 42	8	26	30.8
8. Robert Reynold-PA	41/ 35	31	54	57.4
9. Bob Lautenschleger-OH	40/ 34	31	60	51.7
10. Glenn Burris-PA	39/ 40	33	54	61.1
11. Jim Hill-CT	38/ 44	36	68	52.9

W- 3 L- 8 315 328 618 53.1

6. Tom Westbrook-SC

OPPONENT	SCORE	R	SP	%
1. Ron Deckard-FL	20/ 41	40	66	60.6
2. Elbert Shifflett-MD	20/ 41	21	46	45.7
3. Gerald Stangland-MN	34/ 40	42	62	67.7
4. Paul Stewart-NC	40/ 16	27	38	71.1
5. Levi Miller Jr-OH	33/ 42	40	68	58.8
6. Virgil Rife-OH	29/ 41	24	46	52.2
7. Mick Gillette-MO	42/ 3	20	26	76.9
8. Glenn Burris-PA	44/ 35	27	52	51.9
9. Jim Hill-CT	43/ 26	40	64	62.5
10. Bob Lautenschleger-OH	21/ 40	14	38	36.8
11. Robert Reynold-PA	40/ 19	24	42	57.1

W- 5 L- 6 366 319 548 58.2

8. Levi Miller Jr-OH

OPPONENT	SCORE	R	SP	%
1. Mick Gillette-MO	40/ 18	27	46	58.7
2. Bob Lautenschleger-OH	10/ 40	23	46	50.0
3. Glenn Burris-PA	41/ 20	28	42	66.7
4. Jim Hill-CT	32/ 42	37	64	57.8
5. Tom Westbrook-SC	42/ 33	41	68	60.3
6. Robert Reynold-PA	43/ 22	27	44	61.4
7. Ron Deckard-FL	20/ 40	27	50	54.0
8. Virgil Rife-OH	28/ 41	31	48	64.6
9. Elbert Shifflett-MD	39/ 40	29	58	50.0
10. Gerald Stangland-MN	21/ 40	28	52	53.8
11. Paul Stewart-NC	38/ 40	53	84	63.1

W- 4 L- 7 354 351 602 58.3

10. Robert Reynold-PA


OPPONENT	SCORE	R	SP	%
1. Virgil Rife-OH	17/ 42	25	50	50.0
2. Ron Deckard-FL	36/ 41	41	70	58.6
3. Elbert Shifflett-MD	3/ 43	14	38	36.8
4. Gerald Stangland-MN	4/ 45	14	34	41.2
5. Paul Stewart-NC	43/ 15	27	36	75.0
6. Levi Miller Jr-OH	22/ 43	18	44	40.9
7. Bob Lautenschleger-OH	40/ 18	24	36	66.7
8. Mick Gillette-MO	35/ 41	30	54	55.6
9. Glenn Burris-PA	40/ 35	24	54	44.4
10. Jim Hill-CT	41/ 39	32	64	50.0
11. Tom Westbrook-SC	19/ 40	17	42	40.5

W- 4 L- 7 300 266 522 51.0

12. Bob Lautenschleger-OH

OPPONENT	SCORE	R	SP	%
1. Paul Stewart-NC	31/ 44	37	60	61.7
2. Levi Miller Jr-OH	40/ 10	31	46	67.4
3. Virgil Rife-OH	34/ 44	37	72	51.4
4. Ron Deckard-FL	26/ 41	23	46	50.0
5. Elbert Shifflett-MD	0/ 40	7	22	31.8
6. Gerald Stangland-MN	35/ 43	32	60	53.3
7. Robert Reynold-PA	18/ 40	18	36	50.0
8. Jim Hill-CT	41/ 26	29	48	60.4
9. Mick Gillette-MO	34/ 40	29	60	48.3
10. Tom Westbrook-SC	40/ 21	19	38	50.0
11. Glenn Burris-PA	30/ 41	19	52	36.5

W- 3 L- 8 329 281 540 52.0




SENIOR MEN'S DIVISION CLASS A 2008 WORLD

1. Ron Deckard	FL	67.97	13	3	412	640	64.38	488
2. Elbert Shifflett	MD	74.50	12	4	418	640	65.31	462
3. Virgil Rife	OH	61.90	10	5	375	600	62.50	406
4. Paul Stewart	NC	59.51	10	5	354	600	59.00	388
5. Levi Miller Jr	OH	56.86	9	6	361	600	60.17	398
6. Glenn Burris	PA	59.42	9	6	342	600	57.00	409
7. Bob Lautenschlegler	OH	56.94	8.5	6.5	338	600	56.33	373
8. Frank McAllen	PA	58.64	8.5	6.5	319	600	53.17	381
9. Gerald Stangland	MN	61.56	8	7	354	600	59.00	422
10. Mick Gillette	MO	59.71	8	7	336	600	56.00	405
11. Robert Reynold	PA	58.38	7	8	326	600	54.33	321
12. Tom Westbrook	SC	61.77	6	9	323	600	53.83	377
13. Jim Hill	CT	58.71	6	9	321	600	53.50	470
14. Anthony Esposito	NJ	56.37	4	11	320	600	53.33	336
15. Rich Knerem Sr.	OH	62.24	2	13	302	600	50.33	322



SENIOR MEN'S DIVISION CLASS B 2008 WORLD

1. Bill Strong	CT	50.73	11.5	3.5	259	600	43.17	415
2. Buck Prewette	NC	55.71	10	5	317	600	52.83	470
3. Kenneth Schaver	IL	49.60	10	5	316	600	52.67	457
4. C. Leo Buell	IA	51.98	10	5	305	600	50.83	459
5. George Huntington	IL	50.53	9.5	5.5	314	600	52.33	466
6. Roy Buhler	UT	51.75	9	6	301	600	50.17	423
7. LeRoy J. Law	IA	50.46	8	7	265	600	44.17	365
8. Bernie Martell	OR	49.69	7.5	7.5	295	600	49.17	391
9. Irvin Serafini	PA	54.89	7	8	280	600	46.67	401
10. Bill Vaughan	WV	49.12	7	8	269	600	44.83	359
11. Elwyn Cooper	MO	49.30	7	8	237	600	39.50	356
12. James K. Campbell	MI	51.22	6	9	261	600	43.50	369
13. Hal Griswold	CA	48.60	5	10	254	600	42.33	349
14. Glenn Stalland	TN	48.92	4.5	10.5	286	600	47.67	394
15. Paul Sarette	NH	51.20	4.5	10.5	255	600	42.50	350
16. Charlie Fromm	ON	48.94	3.5	11.5	266	600	44.33	323




SENIOR MEN'S DIVISION CLASS C 2008 WORLD

1. Wayne E Waggoner	IN	47.53	13	2	295	600	49.17	488
2. Doug McConnell	KS	47.69	11	4	306	600	51.00	497
3. John Knapp Sr.	OH	47.89	10	5	290	600	48.33	452
4. Gregg Craven	MO	48.29	10	5	285	600	47.50	450
5. Dennis Szczepaniak	OH	46.80	9.5	5.5	281	600	46.83	439
6. Leonard Jones	NC	47.34	9	6	248	600	41.33	441
7. Barry Chapelle	OR	47.31	8	7	271	600	45.17	396
8. Billy Cook	NC	46.66	7.5	7.5	244	600	40.67	445
9. Larry Shaw	OH	46.00	7	8	265	600	44.17	400
10. Bob Murray	OR	48.47	7	8	246	600	41.00	389
11. Charles Gray	TN	46.66	6.5	8.5	258	600	43.00	350
12. Paul E McGee	MD	46.37	5	10	244	600	40.67	337
13. Tom Reynolds	OH	45.56	4.5	10.5	236	600	39.33	343
14. Jack Myers	PA	47.76	4	11	246	600	41.00	364
15. Larry Bear	PA	45.39	4	11	246	600	41.00	342
16. James Brooks	PA	45.89	4	11	221	600	36.83	308




SENIOR MEN'S DIVISION CLASS D 2008 WORLD


1. Leo Laumbach	NM	43.26	14	2	320	640	50.00	589
2. Byron S Jarrett	FL	43.06	13	3	295	640	46.09	532
3. Jack Baldwin	OH	44.01	12	3	279	600	46.50	512
4. Roy Knight Sr	FL	44.10	11	4	227	600	37.83	420
5. George Monismith	PA	41.60	10	5	247	600	41.17	461
6. Tom Markle	PA	44.71	10	5	231	600	38.50	423
7. Gene Missmer	PA	42.85	8	7	215	600	35.83	429
8. Bob Grier	DE	41.94	7	8	184	600	30.67	362
9. Dan Sanders	OH	43.22	6.5	8.5	205	600	34.17	435
10. Charles Kromer	NY	44.81	6.5	8.5	201	600	33.50	400
11. Larry Folkenroth	PA	42.00	6	9	218	600	36.33	408
12. Woody Melick	OH	41.80	4.5	10.5	173	600	28.83	337
13. Dick Dempsey	DE	43.15	4	11	191	600	31.83	358
14. Fernand Brodeur	PQ	44.16	3	12	185	600	30.83	289
15. Paul R Dinsmore	MD	42.79	3	12	174	600	29.00	308
16. Amos Lowe	OH	41.39	2.5	12.5	179	600	29.83	293

**SENIOR MEN'S DIVISION CLASS E 2008 WORLD**


1. Martin Bubb	PA	39.81	14	3	269	680	39.56	532
2. Howard Hawes	FL	41.16	12	4	265	640	41.41	503
3. Ed Gonze	PA	41.05	12	4	230	640	35.94	452
4. Don Potter	IN	38.67	11.5	3.5	208	600	34.67	460
5. Robert Hottinger	FL	38.00	11	4	211	600	35.17	435
6. Alex Mrazik	CT	41.27	9.5	5.5	204	600	34.00	421
7. Bob Korzon	PA	41.07	9	6	230	600	38.33	460
8. Jim Tollefson	WI	39.00	9	6	200	600	33.33	381
9. John Wagner	FL	39.46	8	7	212	600	35.33	411
10. Bob Stewart	PA	38.66	6	9	206	600	34.33	411
11. Jimmy Andrews	NC	39.40	6	9	206	600	34.33	364
12. Wayne Dickey	NH	39.43	6	9	175	600	29.17	327
13. Leon Proper	PA	40.48	4	11	197	600	32.83	345
14. George Brouwer	ON	40.00	3	12	189	600	31.50	323
15. Earl Vanderhart	ON	39.84	1	14	139	600	23.17	256

**SENIOR MEN'S DIVISION CLASS F 2008 WORLD**


1. Ray Welsh	OH	37.14	14	1	217	600	36.17	527
2. Al Huizenga	WI	38.00	11	4	233	600	38.83	444
3. Bud Davis	ON	35.26	10	5	216	600	36.00	466
4. Mike Massari	NJ	34.84	10	5	209	600	34.83	451
5. Charles Buddy Short	FL	37.80	10	5	201	600	33.50	472
6. Ray Hudgins	GA	34.98	9	6	207	600	34.50	429
7. John DiCalogero Jr.	MA	35.41	9	6	202	600	33.67	441
8. Phil Marciniak	IN	34.09	8.5	6.5	178	600	29.67	385
9. Stan Brown	MD	36.25	7.5	7.5	229	600	38.17	440
10. Ronald Poormon	NY	37.53	7	8	185	600	30.83	375
11. Floyd Maxwell	TN	35.00	6.5	8.5	177	600	29.50	377
12. Ray Haversat	CT	34.96	5	10	145	600	24.17	335
13. Don Nieto	CT	37.20	4.5	10.5	167	600	27.83	328
14. Robert Bastel	MO	33.75	4	11	172	600	28.67	311
15. Dave Hummel	OH	36.69	4	11	167	600	27.83	335
16. Walter Leis	ON	34.28	0	15	146	600	24.33	220

**SENIOR MEN'S DIVISION CLASS G 2008 WORLD**

1. Gaston Dallaire	ON	30.65	13	2	226	600	37.67	497
2. Paul Mattson	MI	33.55	12	3	201	600	33.50	461
3. Andy Janosik	ON	32.40	11	4	186	600	31.00	400
4. Bob Beaver	MO	29.81	10	5	213	600	35.50	438
5. Chuck Warner	OH	32.89	9	6	186	600	31.00	444
6. Darrell Graham	AR	32.35	8	7	197	600	32.83	442
7. Gary Henry	OH	31.00	8	7	171	600	28.50	359
8. James H Shilling	IN	30.32	8	7	167	600	27.83	407
9. Gabriel Valencia	CA	31.30	8	7	164	600	27.33	359
10. Jim Bainter	MO	31.38	6.5	8.5	176	600	29.33	361
11. Gregory Betz	OH	32.16	6.5	8.5	125	600	20.83	308
12. Al Schickner	PA	30.10	6	9	151	600	25.17	343
13. LaVerne Schroeder	IL	31.19	5	10	178	600	29.67	400
14. Clifford B Bidwell	NY	32.72	5	10	133	600	22.17	287
15. Dick Scott	PA	30.08	4	11	120	600	20.00	304


**SENIOR MEN'S DIVISION CLASS H 2008 WORLD**

1. Kervin Hoffer	PA	29.17	14.5	2.5	217	680	31.91	552
2. Gerald Hines	CT	29.16	13	4	219	680	32.21	494
3. Terry Halvorsen	PA	29.27	12	5	186	680	27.35	514
4. Gene Pettit	OH	27.29	12	5	184	680	27.06	451
5. Julius Hamilton	SC	26.17	11	6	202	680	29.71	544
6. Dick Guill	OH	26.23	10.5	6.5	212	680	31.18	483
7. Dick Wissinger	PA	28.13	10.5	6.5	163	680	23.97	421
8. Richard Watson	PA	28.44	10	7	168	680	24.71	429
9. Joe Sciarra	CA	23.69	8.5	8.5	156	680	22.94	372
10. Bob Garrett	OH	23.41	8.5	8.5	138	680	20.29	375
11. Herb Boschman	BC	28.35	8	9	149	680	21.91	407
12. Rick Ventura	CT	28.59	7.5	9.5	160	680	23.53	405
13. John Garcia	CA	27.36	7	10	165	680	24.26	380
14. James McCord	IL	26.05	6	11	161	680	23.68	379
15. Ed Emery	NJ	27.03	5	12	129	680	18.97	306
16. Arnold Crow	AR	27.73	5	12	124	680	18.24	308
17. Robert L Chadwick Sr	NY	27.25	4	13	99	680	14.56	289




SENIOR MEN'S DIVISION CLASS I 2008 WORLD

1.Ken Rodenberg	CO	23.81	12	1	155	520	29.81	428
2.Paul Musco	PA	25.61	9.5	3.5	140	520	26.92	339
3.Bob Marrotte	CT	25.00	9.5	3.5	123	520	23.65	351
4.Jack Linton	IL	23.92	8	5	141	520	27.12	313
5.Larry Thomason	NJ	25.00	8	5	117	520	22.50	363
6.Berditte Finton	SD	24.18	8	5	111	520	21.35	310
7.Ferdinand Lundbert	NC	25.58	6	7	102	520	19.62	314
8.Roger Abel	IN	24.16	6	7	101	520	19.42	303
9.Jimmy Henry	LA	24.37	5	8	94	520	18.08	295
10.Albert W Buckland	NY	22.52	4	9	103	520	19.81	281
11.Joe Delaney	NY	22.40	4	9	93	520	17.88	281
12.Ken Beard	PA	25.05	4	9	91	520	17.50	234
13.Starry Sherwood	NY	25.28	4	9	90	520	17.31	274
14.Ben Lasure	OH	23.63	3	10	60	520	11.54	213



SENIOR MEN'S DIVISION CLASS J 2008 WORLD

1.Eldon Goodhue	MA	19.88	11	2	135	520	25.96	450
2.Bill Robison	MD	19.79	10	3	109	520	20.96	364
3.Tom Pensock	PA	18.47	10	3	94	520	18.08	335
4.Phil Makowski	PA	21.71	9	4	88	520	16.92	289
5.Ralph Hummel	MO	20.57	8	5	103	520	19.81	288
6.Doug DeFoe	GA	21.17	7	6	122	520	23.46	334
7.John Green	OH	20.22	7	6	90	480	18.75	279
8.Pat Card	MI	19.57	6	7	71	520	13.65	244
9.Blaine Fulton	OH	19.59	5	8	96	520	18.46	336
10.William Weaver	AR	16.34	5	8	79	520	15.19	248
11.Robert Marzullo	MD	21.97	5	8	70	520	13.46	243
12.Floyd Hix Jr	VA	20.10	4	9	34	520	6.54	184
13.Jerry R. Dugan	KS	16.56	3	10	73	520	14.04	219
14.Gordon Obenour	OH	16.76	1	12	26	258	10.08	93



SENIOR MEN'S DIVISION CLASS K 2008 WORLD


1.Sid Nute	CT	14.83	11	0	67	440	15.23	259
2.Fred Krebsler	VT	14.65	9	2	85	440	19.32	287
3.Bill Wilson	MD	15.98	9	2	62	440	14.09	264
4.John Franko	OH	11.56	7	4	70	440	15.91	281
5.Larry Anderson	MO	12.70	6	5	51	440	11.59	223
6.Owen Lautenschleger	OH	13.81	6	5	34	440	7.73	176
7.Levi Gleixner	IN	5.09	5	6	17	440	3.86	182
8.Wayne Herr	PA	11.28	4	7	56	440	12.73	220
9.Claude York	NC	7.90	3.5	7.5	22	440	5.00	164
10.James Clippinger	PA	14.08	2.5	8.5	32	440	7.27	155
11.Loren Smith	OH	7.62	2	9	27	440	6.14	121
12.Carl Hock	PA	9.87	1	10	50	440	11.36	140

2008 World Championship Class

York, Pennsylvania
High Percent Games

Class	Name	State	High Game by %
Mens	Alan Francis	OH	100% (24 Shoes)
Mens	Alan Francis	OH	100% (20-Shoes)
Womens	Sylvianne Moisan	PQ	96.0%
SR. Mens	Elbert Shifflett	MD	90.9%
SR. Ladies	River Prewette	NC	89.1%
Elder Mens	Herschel Walters	IN	89.1%
Junior Boys	Matt Fuller	WA	90.0%
Junior Girls	Mary Hargett	SC	77.3%
JR-9 Cadets	Gunnar David	WI	62.5%

ELDER MEN'S 30 DIVISION CHAMPIONSHIP CLASS 2008 WORLD TOURNAMENT



ELDER MEN'S 30 DIVISION		CHAMPIONSHIP CLASS 2008 WORLD					
Name	State	Entry	W/L	Ringers	Shoes	Average	Points
1.Herschel E Walters	IN	75.83	10/1	523	676	77.37	443
2.Bobby Fields	TN	77.83	9/2	484	632	76.58	430
3.Roy Bowers	OR	72.00	8/3	424	596	71.14	421
4.Darle Esh	PA	71.33	6/5	443	652	67.94	383
5.John Mathys	PA	64.23	6/5	406	598	67.89	366
6.Robert Moulin	FL	64.67	6/5	425	634	67.03	388
7.Bob Knudtson	MN	67.88	6/5	395	606	65.18	388
8.Craig Schadler	TN	65.58	5/6	346	542	63.84	308
9.Ed Reed	PA	65.38	4/7	416	628	66.24	334
10.Columbus Woods	PA	64.83	3/8	413	624	66.19	309
11.John Rutherford	TX	61.67	2/9	328	546	60.07	268
12.Dick Dart	PA	64.23	1/10	338	570	59.30	281

1.Herschel E Walters-IN

OPPONENT	SCORE	R	SP	%
1.John Mathys-PA	40/ 13	57	64	89.1
2.Robert Moulin-FL	42/ 22	47	58	81.0
3.Columbus Woods-PA	42/ 38	56	80	70.0
4.Ed Reed-PA	42/ 23	60	74	81.1
5.Craig Schadler-TN	40/ 14	30	42	71.4
6.Dick Dart-PA	40/ 15	44	50	88.0
7.Darle Esh-PA	42/ 27	41	58	70.7
8.John Rutherford-TX	43/ 25	43	56	76.8
9.Roy Bowers-OR	42/ 36	70	92	76.1
10.Bob Knudtson-MN	42/ 15	38	48	79.2
11.Bobby Fields-TN	28/ 41	37	54	68.5

W- 10 L- 1 443 523 676 77.4

3.Roy Bowers-OR

OPPONENT	SCORE	R	SP	%
1.Robert Moulin-FL	40/ 34	40	56	71.4
2.Columbus Woods-PA	40/ 36	49	70	70.0
3.Ed Reed-PA	40/ 22	30	40	75.0
4.Craig Schadler-TN	40/ 9	24	36	66.7
5.Dick Dart-PA	43/ 10	26	34	76.5
6.John Mathys-PA	43/ 25	46	60	76.7
7.Bob Knudtson-MN	26/ 42	29	52	55.8
8.Darle Esh-PA	42/ 28	35	48	72.9
9.Herschel E Wal	36/ 42	67	92	72.8
10.Bobby Fields-TN	28/ 42	44	64	68.8
11.John Rutherford-TX	43/ 8	34	44	77.3

W- 8 L- 3 421 424 596 71.1

2.Bobby Fields-TN

OPPONENT	SCORE	R	SP	%
1.Dick Dart-PA	41/ 22	43	56	76.8
2.John Mathys-PA	43/ 16	39	48	81.3
3.Robert Moulin-FL	24/ 41	35	52	67.3
4.Columbus Woods-PA	40/ 17	49	62	79.0
5.Ed Reed-PA	42/ 24	41	56	73.2
6.Craig Schadler-TN	41/ 11	37	46	80.4
7.John Rutherford-TX	33/ 40	34	50	68.0
8.Bob Knudtson-MN	42/ 24	58	74	78.4
9.Darle Esh-PA	41/ 29	57	70	81.4
10.Roy Bowers-OR	42/ 28	50	64	78.1
11.Herschel E Wal	41/ 28	41	54	75.9

W- 9 L- 2 430 484 632 76.6

4.Darle Esh-PA

OPPONENT	SCORE	R	SP	%
1.Columbus Woods-PA	40/ 14	34	44	77.3
2.Ed Reed-PA	40/ 31	52	70	74.3
3.Craig Schadler-TN	40/ 26	43	56	76.8
4.Dick Dart-PA	40/ 31	39	60	65.0
5.John Mathys-PA	20/ 40	26	46	56.5
6.Robert Moulin-FL	42/ 36	48	72	66.7
7.Herschel E Wal	27/ 42	36	58	62.1
8.Roy Bowers-OR	28/ 42	31	48	64.6
9.Bobby Fields-TN	29/ 41	53	70	75.7
10.John Rutherford-TX	37/ 42	37	62	59.7
11.Bob Knudtson-MN	40/ 32	44	66	66.7

W- 6 L- 5 383 443 652 67.9

5. John Mathys-PA

OPPONENT	SCORE	R	SP	%
1.Herschel E Wal	13/ 40	48	64	75.0
2.Bobby Fields-TN	16/ 43	29	48	60.4
3.John Rutherford-TX	41/ 21	41	56	73.2
4.Bob Knudtson-MN	36/ 40	32	50	64.0
5.Darle Esh-PA	40/ 20	32	46	69.6
6.Roy Bowers-OR	25/ 43	39	60	65.0
7.Columbus Woods-PA	41/ 25	41	58	70.7
8.Craig Schadler-TN	40/ 15	26	32	81.3
9.Dick Dart-PA	41/ 37	34	62	54.8
10.Ed Reed-PA	40/ 23	32	46	69.6
11.Robert Moulin-FL	33/ 42	52	76	68.4

W- 6 L- 5 366 406 598 67.9

7. Bob Knudtson-MN

OPPONENT	SCORE	R	SP	%
1.Ed Reed-PA	41/ 23	26	40	65.0
2.Craig Schadler-TN	38/ 40	47	72	65.3
3.Dick Dart-PA	41/ 28	45	66	68.2
4.John Mathys-PA	40/ 36	34	50	68.0
5.Robert Moulin-FL	30/ 40	27	54	50.0
6.Columbus Woods-PA	45/ 16	38	54	70.4
7.Roy Bowers-OR	42/ 26	35	52	67.3
8.Bobby Fields-TN	24/ 42	52	74	70.3
9.John Rutherford-TX	40/ 18	20	30	66.7
10.Herschel E Wal	15/ 42	30	48	62.5
11.Darle Esh-PA	32/ 40	41	66	62.1

W- 6 L- 5 388 395 606 65.2

9. Ed Reed-PA

OPPONENT	SCORE	R	SP	%
1.Bob Knudtson-MN	23/ 41	19	40	47.5
2.Darle Esh-PA	31/ 40	51	70	72.9
3.Roy Bowers-OR	22/ 40	24	40	60.0
4.Herschel E Wal	23/ 42	54	74	73.0
5.Bobby Fields-TN	24/ 42	36	56	64.3
6.John Rutherford-TX	41/ 29	34	50	68.0
7.Robert Moulin-FL	41/ 27	48	70	68.6
8.Dick Dart-PA	40/ 33	34	54	63.0
9.Columbus Woods-PA	24/ 42	52	70	74.3
10.John Mathys-PA	23/ 40	26	46	56.5
11.Craig Schadler-TN	42/ 26	38	58	65.5

W- 4 L- 7 334 416 628 66.2

11. John Rutherford-TX

OPPONENT	SCORE	R	SP	%
1.Craig Schadler-TN	17/ 42	33	54	61.1
2.Dick Dart-PA	20/ 40	22	42	52.4
3.John Mathys-PA	21/ 41	35	56	62.5
4.Robert Moulin-FL	11/ 43	20	42	47.6
5.Columbus Woods-PA	37/ 40	40	60	66.7
6.Ed Reed-PA	29/ 41	30	50	60.0
7.Bobby Fields-TN	40/ 33	36	50	72.0
8.Herschel E Wal	25/ 43	38	56	67.9
9.Bob Knudtson-MN	18/ 40	13	30	43.3
10.Darle Esh-PA	42/ 37	38	62	61.3
11.Roy Bowers-OR	8/ 43	23	44	52.3

W- 2 L- 9 268 328 546 60.1

6. Robert Moulin-FL

OPPONENT	SCORE	R	SP	%
1.Roy Bowers-OR	34/ 40	39	56	69.6
2.Herschel E Wal	22/ 42	41	58	70.7
3.Bobby Fields-TN	41/ 24	39	52	75.0
4.John Rutherford-TX	43/ 11	31	42	73.8
5.Bob Knudtson-MN	40/ 30	29	54	53.7
6.Darle Esh-PA	36/ 42	47	72	65.3
7.Ed Reed-PA	27/ 41	42	70	60.0
8.Columbus Woods-PA	42/ 32	36	54	66.7
9.Craig Schadler-TN	20/ 41	37	54	68.5
10.Dick Dart-PA	41/ 27	30	46	65.2
11.John Mathys-PA	42/ 33	54	76	71.1

W- 6 L- 5 388 425 634 67.0

8. Craig Schadler-TN

OPPONENT	SCORE	R	SP	%
1.John Rutherford-TX	42/ 17	41	54	75.9
2.Bob Knudtson-MN	40/ 38	48	72	66.7
3.Darle Esh-PA	26/ 40	38	56	67.9
4.Roy Bowers-OR	9/ 40	15	36	41.7
5.Herschel E Wal	14/ 40	22	42	52.4
6.Bobby Fields-TN	11/ 41	27	46	58.7
7.Dick Dart-PA	43/ 31	35	60	58.3
8.John Mathys-PA	15/ 40	18	32	56.3
9.Robert Moulin-FL	41/ 20	44	54	81.5
10.Columbus Woods-PA	41/ 7	27	32	84.4
11.Ed Reed-PA	26/ 42	31	58	53.4

W- 5 L- 6 308 346 542 63.8

10. Columbus Woods-PA


OPPONENT	SCORE	R	SP	%
1.Darle Esh-PA	14/ 40	26	44	59.1
2.Roy Bowers-OR	36/ 40	48	70	68.6
3.Herschel E Wal	38/ 42	55	80	68.8
4.Bobby Fields-TN	17/ 40	42	62	67.7
5.John Rutherford-TX	40/ 37	40	60	66.7
6.Bob Knudtson-MN	16/ 45	28	54	51.9
7.John Mathys-PA	25/ 41	37	58	63.8
8.Robert Moulin-FL	32/ 42	34	54	63.0
9.Ed Reed-PA	42/ 24	57	70	81.4
10.Craig Schadler-TN	7/ 41	16	32	50.0
11.Dick Dart-PA	42/ 7	30	40	75.0

W- 3 L- 8 309 413 624 66.2

12. Dick Dart-PA


OPPONENT	SCORE	R	SP	%
1.Bobby Fields-TN	22/ 41	37	56	66.1
2.John Rutherford-TX	40/ 20	30	42	71.4
3.Bob Knudtson-MN	28/ 41	39	66	59.1
4.Darle Esh-PA	31/ 40	38	60	63.3
5.Roy Bowers-OR	10/ 43	15	34	44.1
6.Herschel E Wal	15/ 40	36	50	72.0
7.Craig Schadler-TN	31/ 43	32	60	53.3
8.Ed Reed-PA	33/ 40	32	54	59.3
9.John Mathys-PA	37/ 41	34	62	54.8
10.Robert Moulin-FL	27/ 41	25	46	54.3
11.Columbus Woods-PA	7/ 42	20	40	50.0

W- 1 L- 10 281 338 570 59.3



ELDER'S MEN'S 30 DIVISION CLASS A 2008 WORLD

1. Bobby Fields	TN	79.60	14	2	499	640	77.97	487
2. Herschel E Walters	IN	77.79	13	3	486	640	75.94	514
3. Roy Bowers	OR	63.84	12	3	432	600	72.00	441
4. Robert Moulin	FL	70.00	10.5	4.5	388	600	64.67	399
5. Darle Esh	PA	71.89	10	5	428	600	71.33	433
6. Carl R Sizemore	IN	70.06	8	7	395	600	65.83	379
7. Jim Blaker	OH	64.15	8	7	382	600	63.67	379
8. Warren Moore	PA	68.86	7	8	372	600	62.00	369
9. John Rutherford	TX	67.25	7	8	370	600	61.67	388
10. Columbus Woods	PA	71.20	6	9	389	600	64.83	379
11. Robert Card	IA	64.73	6	9	387	600	64.50	320
12. Toby Young	FL	64.93	6	9	375	600	62.50	369
13. Dick Honigford	OH	63.44	6	9	368	600	61.33	351
14. Ken Duquet	FL	68.54	4	11	214	400	53.50	207
15. Paul Burkitt	OH	68.07	2.5	12.5	328	600	54.67	308
16. Harold Clippinger	PA	64.69	1	14	280	600	46.67	239




ELDER'S MEN'S 30 DIVISION CLASS B 2008 WORLD

1. Bob Knudtson	MN	62.53	13	0	353	520	67.88	423
2. Craig Schadler	TN	63.01	9.5	3.5	341	520	65.58	382
3. Don Titcomb	ID	59.08	9.5	3.5	329	520	63.27	420
4. Elmo Harrison	IN	60.20	9	4	329	520	63.27	375
5. Gene Mason	WI	59.84	9	4	303	520	58.27	372
6. John Mathys	PA	62.13	8	5	334	520	64.23	323
7. Alfred Hennes	OH	59.25	8	5	329	520	63.27	366
8. Dave Tabler	OH	59.12	6	7	314	520	60.38	340
9. Elden Sarbaugh	OH	61.72	6	7	302	520	58.08	332
10. Merlin Potts	KS	61.30	4	9	282	520	54.23	303
11. Paul W Clay	FL	59.82	3.5	9.5	311	520	59.81	263
12. Jim Harris	AL	63.23	2.5	10.5	260	520	50.00	299
13. Homer Page	PA	59.45	2	11	256	520	49.23	213
14. Bill Coon	PA	62.61	1	12	65	120	54.17	55




ELDER'S MEN'S 30 DIVISION CLASS C 2008 WORLD

1. Ed Reed	PA	56.84	11	3	365	560	65.18	393
2. Dick Dart	PA	58.52	10	4	356	560	63.57	423
3. Robert Long	MO	57.60	9	4	320	520	61.54	376
4. Harold Combs	NM	58.20	9	4	315	520	60.58	378
5. Ray Benedict	PA	56.43	9	4	298	520	57.31	330
6. Don Chamberlain	FL	56.28	8	5	306	520	58.85	377
7. William R Kidwell	MD	56.60	6	7	315	520	60.58	358
8. John Boyer	AZ	57.51	6	7	313	520	60.19	353
9. Bob Hardy	IA	57.05	5.5	7.5	279	520	53.65	323
10. Dave Loucks	CA	58.97	5	8	268	520	51.54	307
11. Dale Catlin	NY	56.26	4.5	8.5	295	520	56.73	360
12. Calvin Motsinger	NC	58.17	4	9	285	520	54.81	306
13. George Parsons	MI	58.88	3	10	254	520	48.85	258
14. Tommy Wahl	TN	56.99	2	11	265	520	50.96	264



ELDER'S MEN'S 30 DIVISION CLASS D 2008 WORLD

1. Welby Simpson	TX	53.24	13	2	361	600	60.17	482
2. Wayne Dusenbery	FL	53.97	10.5	4.5	346	600	57.67	523
3. Ray Haskins	PA	55.04	10	5	315	600	52.50	435
4. Robert E Volles	FL	55.44	9	6	323	600	53.83	433
5. Eugene Powell	IN	53.62	9	6	313	600	52.17	471
6. Art Sperber	WA	53.97	9	6	307	600	51.17	415
7. Ross Hershey	PA	54.42	9	6	306	600	51.00	455
8. Henry Bass	KY	52.78	8.5	6.5	328	600	54.67	431
9. Dave Bliss Sr	MA	51.56	8.5	6.5	297	600	49.50	425
10. Billy Gill	AR	53.75	8.5	6.5	290	600	48.33	439
11. Frank Jones	TN	54.28	7	8	279	600	46.50	353
12. Stanley V Towne	NY	52.52	6	9	282	600	47.00	395
13. James M Morris	IN	52.99	5	10	293	600	48.83	369
14. Don Swaim	WV	51.99	5	10	257	600	42.83	370
15. Don Lachance	NH	51.83	2	13	256	600	42.67	393




ELDER'S MEN'S 30 DIVISION CLASS E 2008 WORLD

1. Paul Weston	CT	50.45	14	1	349	600	58.17	553
2. Roger Harp	MN	50.53	13	2	335	600	55.83	502
3. James E Hill	IN	51.15	13	2	334	600	55.67	491
4. Bill Matey	WI	50.82	10.5	4.5	299	600	49.83	432
5. Franklin D. Rohlfling	MO	50.60	9	6	281	600	46.83	415
6. Clayton Champion	MI	51.34	8.5	6.5	294	600	49.00	434
7. Don Claas	MO	51.45	8	7	313	600	52.17	437
8. James F Premer	FL	51.16	7	8	292	600	48.67	392
9. Irve Swihart	FL	50.00	7	8	285	600	47.50	410
10. Frank Morgan	OH	50.00	6	9	279	600	46.50	374
11. Carl Massey	NC	51.03	5	10	264	600	44.00	335
12. Don Thornton	OH	49.34	5	10	248	600	41.33	365
13. Ken Stewart	LA	49.73	5	10	247	600	41.17	320
14. William Ridley	PA	49.30	5	10	235	600	39.17	302
15. Steven Summerlin	MI	51.44	4	11	246	600	41.00	337



ELDER'S MEN'S 30 DIVISION CLASS F 2008 WORLD

1. Douglas Peoples	MO	48.33	13	2	315	600	52.50	475
2. Clarence Dixson	PA	48.34	12.5	2.5	322	600	53.67	519
3. Chuck Poole	GA	47.20	11	4	323	600	53.83	485
4. Norman Ed Herald	FL	46.66	9.5	5.5	279	600	46.50	438
5. Chuck Olson	AZ	46.30	9	6	271	600	45.17	431
6. Neil Hartwig	KS	45.28	9	6	263	600	43.83	440
7. Alve Shetler	IN	49.03	8	7	282	600	47.00	399
8. Rick Snyder	KY	47.86	7.5	7.5	267	600	44.50	389
9. Danny Markley	MI	48.18	7	8	260	600	43.33	338
10. John Jansen	ON	46.58	7	8	245	600	40.83	393
11. Mose Miller	OH	48.20	6.5	8.5	272	600	45.33	362
12. Robert Sheldon	OH	48.87	6	9	259	600	43.17	347
13. Rex Knoch	OH	48.53	6	9	240	600	40.00	387
14. Darell Coulson	WA	48.73	5	10	238	600	39.67	335
15. Noel Reese	PA	46.03	3	12	224	600	37.33	324



ELDER'S MEN'S 30 DIVISION CLASS G 2008 WORLD

1. Gene Bixler	PA	44.54	14	1	286	600	47.67	550
2. Oattie Reno	OH	45.54	12.5	2.5	275	600	45.83	531
3. James E Gee	NY	46.01	11	4	269	600	44.83	453
4. Lawrence Steiner	PA	43.91	9	6	254	600	42.33	448
5. Jim Hirst	DE	45.00	9	6	253	600	42.17	446
6. Max Curtiss	MI	44.56	8	7	231	600	38.50	395
7. Roy Hartman	ON	45.44	8	7	222	600	37.00	394
8. Charles N Pulley	IN	46.00	8	7	210	600	35.00	394
9. Chester McDermott	ON	44.46	7.5	7.5	222	600	37.00	385
10. Ken Boyles	PA	45.19	7	8	198	600	33.00	350
11. Lawrence R Hively	IN	44.67	6	9	223	600	37.17	382
12. John Murphy	ON	44.71	6	9	220	600	36.67	347
13. John Brugger	WI	43.96	5	10	217	600	36.17	346
14. Ralph Barndt	PA	44.68	5	10	215	600	35.83	348
15. Dave Ackley	OH	45.57	4	11	186	600	31.00	322




ELDER'S MEN'S 30 DIVISION CLASS H 2008 WORLD

1. Richard Barrett	PA	43.12	11	2	259	520	49.81	448
2. Ken Wilhelm	WV	43.23	10	3	258	520	49.62	424
3. Bob Heron	ON	43.61	9	4	221	520	42.50	409
4. Sherwood Frankhouser	PA	43.56	8	5	250	520	48.08	374
5. Marvin Silver	NY	43.33	8	5	234	520	45.00	433
6. Mark J Riley	NY	42.83	8	5	234	520	45.00	421
7. Will Facey	CA	41.88	8	5	196	520	37.69	377
8. Dewey Ed Storms	VA	41.32	7	6	204	520	39.23	366
9. Paul Cloutier	FL	41.81	5	8	231	520	44.42	342
10. Dick Wilson	PA	42.49	4	9	190	520	36.54	293
11. Donald Youngman	CA	42.33	4	9	171	520	32.88	260
12. Gary Dennis	MI	41.07	3	10	174	520	33.46	276
13. Roger Yocom	OH	42.82	3	10	165	520	31.73	282
14. Ralph Hock	PA	43.45	3	10	156	520	30.00	227




ELDER'S MEN'S 30 DIVISION CLASS I 2008 WORLD

1. Ed Cypher	PA	38.77	12	4	286	640	44.69	469
2. Guy Rider	PA	38.15	13	4	290	680	42.65	588
3. Lawrence Kiff	MA	38.88	13	4	286	680	42.06	555
4. Lannie Robison	IL	40.65	12	4	257	640	40.16	513
5. Alvin Long	PA	36.86	10	5	233	600	38.83	448
6. Dick Allspaugh	CT	39.91	9	6	211	600	35.17	407
7. Joe Fish	PA	38.73	8.5	6.5	232	600	38.67	418
8. William Kase	PA	37.90	7	8	188	600	31.33	327
9. Dean R Rogers	NY	37.07	6.5	8.5	194	600	32.33	344
10. Don F Masters	VA	41.05	6	9	221	600	36.83	422
11. Lysle Smith	MI	37.40	6	9	200	600	33.33	398
12. Dick Williams	FL	38.50	6	9	171	600	28.50	355
13. Paul Crisamore	PA	38.48	6	9	156	600	26.00	353
14. Glenn Brown	NY	38.10	5	10	181	600	30.17	329
15. Ralph Weigle	PA	36.44	2	13	119	600	19.83	188




ELDER'S MEN'S 30 DIVISION CLASS J 2008 WORLD

1. Donald Parkes	VA	34.85	14	2	204	640	31.88	437
2. Howard Ramer	NJ	36.02	13	3	258	640	40.31	543
3. Stan Whitflow	TN	34.07	12	3	214	600	35.67	461
4. Ed Frace	OH	35.38	10	5	197	600	32.83	363
5. Joe Deshaies	FL	33.95	10	5	187	600	31.17	453
6. Julian Brown	CA	33.33	9.5	5.5	176	600	29.33	392
7. Bob Thomsen	NE	35.33	7	8	178	600	29.67	383
8. Ed Cramer	PA	36.35	7	8	168	600	28.00	366
9. Dick Flowers	OH	34.04	7	8	156	600	26.00	347
10. Cliff Troullier	WI	36.18	7	8	154	600	25.67	363
11. Lester Bartels	KS	36.28	6.5	8.5	189	600	31.50	372
12. Mike Baker	DE	35.83	6	9	168	600	28.00	374
13. Buck Cooper	OH	35.73	6	9	160	600	26.67	376
14. Linus Kinner	VT	34.47	4	11	159	600	26.50	298
15. Ron Weiss	PA	34.03	2	13	128	600	21.33	284




ELDER'S MEN'S 30 DIVISION CLASS K 2008 WORLD

1. Ted Galvin	FL	30.13	10.5	2.5	180	520	34.62	430
2. Gene Ingle	MI	32.20	8	5	165	520	31.73	370
3. Bill Hively	IN	30.12	8	5	138	520	26.54	348
4. John R Ham	VA	32.22	7.5	5.5	153	520	29.42	319
5. Bob Jewett	OH	32.50	7.5	5.5	151	520	29.04	325
6. Edgar Turner	MA	33.14	7.5	5.5	125	520	24.04	301
7. Will Mabry Sr	MD	31.75	7	6	144	520	27.69	316
8. Russ Burns	WI	33.01	7	6	124	520	23.85	320
9. Donald Gabner	PA	33.14	6.5	6.5	150	520	28.85	335
10. Wayne Harrison	SC	32.33	6.5	6.5	119	520	22.88	342
11. Victor Kulmala	DE	32.96	6	7	153	520	29.42	364
12. Ron Delano	PA	31.09	5	8	136	520	26.15	293
13. Robert Zwarka	MI	31.19	4	9	139	520	26.73	271
14. Donald Beam	MD	30.09	0	13	108	520	20.77	234



ELDER'S MEN'S 30 DIVISION CLASS L 2008 WORLD

1. Wayne Hamilton	NY	26.28	15	0	278	600	46.33	625
2. Stan Spence	PA	30.08	13	2	227	600	37.83	532
3. Terry Rogers	MD	30.04	12	3	182	600	30.33	454
4. Robert Ober	CA	30.00	12	3	181	600	30.17	455
5. George L Corson	FL	28.75	10	5	136	600	22.67	394
6. Jim Walls	VA	27.68	9	6	173	600	28.83	393
7. Dean E Baxter	FL	27.70	7	8	155	600	25.83	402
8. Jim Reed	NJ	28.45	7	8	148	600	24.67	402
9. Michael Ardelean	MI	27.17	7	8	127	600	21.17	271
10. Leonard Burke	OK	27.62	6.5	8.5	128	600	21.33	348
11. Les Holland	MN	29.35	6	9	85	600	14.17	259
12. John M Thornton	NY	24.58	5.5	9.5	112	600	18.67	316
13. Harry A Wagner	IN	24.57	5	10	112	600	18.67	301
14. Ron Mucha	OH	25.16	3	12	99	600	16.50	252
15. Stanley Banner	NY	28.80	2	13	129	600	21.50	246
16. George Muse	NC	26.95	0	15	26	360	7.22	83



ELDER'S MEN'S 30 DIVISION CLASS M 2008 WORLD

1.Ron Upshaw	TX	21.60	11.5	1.5	165	520	31.73	430
2.Jeff Smith	NC	24.41	10.5	2.5	119	520	22.88	417
3.Harvey Hayes	PA	24.34	9.5	3.5	148	520	28.46	385
4.Homer Cain	OK	18.16	9	4	138	520	26.54	382
5.Stacy Wiitala	MD	15.55	9	4	106	520	20.38	339
6.Vernon Rosenbery	IL	20.75	8.5	4.5	88	520	16.92	287
7.George Chichura	MO	23.37	7.5	5.5	145	520	27.88	403
8.Walt Enderlin	WA	20.49	7	6	90	520	17.31	293
9.Eldy Gall	FL	22.18	6	7	84	520	16.15	294
10.Al Spencer	KS	19.16	5	8	105	520	20.19	269
11.Henry H Horrell	FL	22.18	3.5	9.5	62	520	11.92	243
12.Jim Kile	PA	10.43	3	10	64	520	12.31	195
13.Dwaine Ringler	OH	11.15	1	12	37	520	7.12	124
14.Dick McCall	CA	17.07	0	13	48	520	9.23	143

WOMEN'S DIVISION CHAMPIONSHIP CLASS 2008 WORLD TOURNAMENT



WOMEN'S DIVISION CHAMPIONSHIP CLASS 2008 WORLD

Name	State	Entry	W/L	Ringers	Shoes	Average	Points
1.Sue Snyder	KY	85.83	19/1	1065	1234	86.30	813
2.Sylvianne Moisan	PQ	85.17	18/2	1147	1314	87.29	807
3.Judy Curtiss	MI	80.00	16/3	870	1110	78.38	721
4.Joan Elmore	TN	83.83	14/5	1100	1302	84.49	725
5.Gert Wilcziek	WI	76.50	12/7	817	1110	73.60	644
6.Sandy Janssens	ON	73.00	11/8	853	1148	74.30	626
7.Maxine Griffith	TN	72.83	10/9	861	1162	74.10	625
8.Amy Hall	VA	69.67	10/9	860	1182	72.76	643
9.Tamara Burke	WV	74.00	10/9	801	1108	72.29	633
10.Adelene Foster	TN	72.17	10/9	775	1074	72.16	580
11.Debra Brown	VT	71.83	10/9	785	1108	70.85	606
12.Shalee Cason	PA	71.50	9/10	838	1138	73.64	572
13.Marlene Ray	TN	72.50	9/10	831	1132	73.41	640
14.Lyne Pineault	PQ	67.50	9/10	761	1090	69.82	570
15.Kim Stockli	CA	71.50	9/10	763	1108	68.86	575
16.Sharon Chiddister	IN	68.83	6/13	672	1016	66.14	477
17.Dale LaValley	NH	63.00	5/14	636	1020	62.35	474
18.Sue F Twyman	NY	68.17	3/16	656	1022	64.19	401
19.Pat Pertuit	LA	64.33	1/18	531	908	58.48	387
20.Lucy Thibault	PQ	66.17	0/19	350	730	47.95	215

1.Sue Snyder-KY

OPPONENT	SCORE	R	SP	%
1.Dale LaValley-NH	41/ 6	27	34	79.4
2.Pat Pertuit-LA	40/ 15	35	42	83.3
3.Lucy Thibault-PQ	40/ 7	38	42	90.5
4.Lyne Pineault-PQ	42/ 17	44	58	75.9
5.Sue F Twyman-NY	41/ 21	57	68	83.8
6.Sharon Chiddister-IN	42/ 19	41	52	78.8
7.Amy Hall-VA	41/ 17	55	66	83.3
8.Shalee Cason-PA	43/ 10	50	58	86.2
9.Kim Stockli-CA	43/ 5	30	34	88.2
10.Debra Brown-VT	42/ 11	38	44	86.4
11.Adelene Foster-TN	45/ 9	36	40	90.0
12.Marlene Ray-TN	41/ 10	61	68	89.7
13.Maxine Griffith-TN	42/ 10	40	44	90.9
14.Sandy Janssens-ON	41/ 32	58	74	78.4
15.Tamara Burke-WV	42/ 6	42	44	95.5
16.Gert Wilcziek-WI	42/ 7	53	56	94.6
17.Judy Curtiss-MI	42/ 21	97	106	91.5
18.Joan Elmore-TN	41/ 23	97	108	89.8
19.Sylvianne Moisan-PQ	22/ 40	56	72	77.8
20.Sylvianne Moisan-PQ	40/ 33	110	124	88.7

2.Sylvianne Moisan-PQ

OPPONENT	SCORE	R	SP	%
1.Pat Pertuit-LA	41/ 13	36	46	78.3
2.Dale LaValley-NH	42/ 9	33	36	91.7
3.Lyne Pineault-PQ	41/ 3	39	42	92.9
4.Lucy Thibault-PQ	42/ 4	28	32	87.5
5.Amy Hall-VA	41/ 20	68	78	87.2
6.Sue F Twyman-NY	41/ 12	44	52	84.6
7.Kim Stockli-CA	42/ 21	63	76	82.9
8.Marlene Ray-TN	42/ 7	38	42	90.5
9.Shalee Cason-PA	42/ 18	78	84	92.9
10.Sharon Chiddister-IN	40/ 16	43	54	79.6
11.Maxine Griffith	42/ 10	80	90	88.9
12.Sandy Janssens-ON	40/ 6	54	58	93.1
13.Debra Brown-VT	40/ 10	44	50	88.0
14.Adelene Foster-TN	43/ 13	42	48	87.5
15.Gert Wilcziek-WI	33/ 41	71	88	80.7
16.Tamara Burke-WV	41/ 14	43	52	82.7
17.Joan Elmore-TN	41/ 32	126	140	90.0
18.Judy Curtiss-MI	40/ 0	48	50	96.0
19.Sue Snyder-KY	40/ 22	62	72	86.1
20.Sue Snyder-KY	33/ 40	107	124	86.3

W- 19 L- 1 813 1065 1234 86.3

W- 18 L- 2 807 1147 1314 87.3

3.Judy Curtiss-MI

OPPONENT	SCORE	R	SP	%
1.Lyne Pineault-PQ	41/ 9	35	42	83.3
2.Adelene Foster-TN	43/ 37	64	82	78.0
3.Pat Pertuit-LA	41/ 19	45	56	80.4
4.Dale LaValley-NH	42/ 25	41	58	70.7
5.Kim Stockli-CA	42/ 25	48	62	77.4
6.Amy Hall-VA	40/ 28	54	68	79.4
7.Marlene Ray-TN	43/ 38	46	62	74.2
8.Sharon Chiddister-IN	43/ 6	33	36	91.7
9.Debra Brown-VT	41/ 35	47	62	75.8
10.Lucy Thibault-PQ	42/ 7	27	38	71.1
11.Sue F Twyman-NY	41/ 10	34	42	81.0
12.Shalee Cason-PA	41/ 16	48	56	85.7
13.Gert Wilcziek-WI	42/ 16	44	54	81.5
14.Tamara Burke-WV	40/ 31	40	58	69.0
15.Sandy Janssens-ON	41/ 0	25	28	89.3
16.Maxine Griffith-TN	35/ 41	56	74	75.7
17.Sue Snyder-KY	21/ 42	89	106	84.0
18.Sylvianne Moisan-PQ	0/ 40	35	50	70.0
19.Joan Elmore-TN	42/ 34	59	76	77.6

W- 16 L- 3 721 870 1110 78.4

5.Gert Wilcziek-WI

OPPONENT	SCORE	R	SP	%
1.Sue F Twyman-NY	41/ 14	42	54	77.8
2.Lyne Pineault-PQ	41/ 6	35	42	83.3
3.Adelene Foster-TN	42/ 36	53	70	75.7
4.Amy Hall-VA	45/ 34	44	64	68.8
5.Dale LaValley-NH	42/ 22	49	68	72.1
6.Shalee Cason-PA	32/ 40	63	82	76.8
7.Debra Brown-VT	30/ 42	34	54	63.0
8.Pat Pertuit-LA	41/ 24	38	50	76.0
9.Lucy Thibault-PQ	41/ 7	27	34	79.4
10.Kim Stockli-CA	42/ 13	41	50	82.0
11.Sharon Chiddister-IN	40/ 3	26	28	92.9
12.Maxine Griffith-TN	29/ 42	52	70	74.3
13.Judy Curtiss-MI	16/ 42	34	54	63.0
14.Joan Elmore-TN	6/ 42	23	42	54.8
15.Sylvianne Moisan-PQ	41/ 33	72	88	81.8
16.Sue Snyder-KY	7/ 42	41	56	73.2
17.Marlene Ray-TN	42/ 35	61	76	80.3
18.Sandy Janssens-ON	42/ 24	50	74	67.6
19.Tamara Burke-WV	24/ 41	32	54	59.3

W- 12 L- 7 644 817 1110 73.6

7.Maxine Griffith-TN

OPPONENT	SCORE	R	SP	%
1.Shalee Cason-PA	38/ 41	57	78	73.1
2.Amy Hall-VA	41/ 37	59	80	73.8
3.Sharon Chiddister-IN	41/ 10	47	60	78.3
4.Adelene Foster-TN	37/ 40	47	68	69.1
5.Pat Pertuit-LA	42/ 6	22	26	84.6
6.Debra Brown-VT	38/ 41	51	70	72.9
7.Dale LaValley-NH	41/ 10	31	38	81.6
8.Lucy Thibault-PQ	44/ 14	22	36	61.1
9.Sue F Twyman-NY	40/ 18	56	76	73.7
10.Lyne Pineault-PQ	12/ 40	32	46	69.6
11.Sylvianne Moisan-PQ	10/ 42	69	90	76.7
12.Gert Wilcziek-WI	42/ 29	56	70	80.0
13.Sue Snyder-KY	10/ 42	29	44	65.9
14.Marlene Ray-TN	29/ 43	48	68	70.6
15.Joan Elmore-TN	20/ 41	59	80	73.8
16.Judy Curtiss-MI	41/ 35	58	74	78.4
17.Kim Stockli-CA	40/ 7	27	34	79.4
18.Tamara Burke-WV	42/ 33	51	68	75.0
19.Sandy Janssens-ON	17/ 40	40	56	71.4

W- 10 L- 9 625 861 1162 74.1

4.Joan Elmore-TN

OPPONENT	SCORE	R	SP	%
1.Lucy Thibault-PQ	41/ 0	26	30	86.7
2.Kim Stockli-CA	35/ 40	46	66	69.7
3.Dale LaValley-NH	41/ 6	34	38	89.5
4.Pat Pertuit-LA	40/ 21	38	46	82.6
5.Marlene Ray-TN	41/ 31	67	80	83.8
6.Lyne Pineault-PQ	42/ 12	72	78	92.3
7.Sharon Chiddister-IN	40/ 16	63	74	85.1
8.Sue F Twyman-NY	43/ 1	33	36	91.7
9.Amy Hall-VA	24/ 40	64	86	74.4
10.Shalee Cason-PA	40/ 12	44	50	88.0
11.Debra Brown-VT	44/ 21	55	68	80.9
12.Adelene Foster-TN	42/ 11	51	56	91.1
13.Tamara Burke-WV	40/ 13	58	64	90.6
14.Gert Wilcziek-WI	42/ 6	36	42	85.7
15.Maxine Griffith-TN	41/ 20	67	80	83.8
16.Sandy Janssens-ON	40/ 19	76	84	90.5
17.Sylvianne Moisan-PQ	32/ 41	123	140	87.9
18.Sue Snyder-KY	23/ 41	91	108	84.3
19.Judy Curtiss-MI	34/ 42	56	76	73.7

W- 14 L- 5 725 1100 1302 84.5

6.Sandy Janssens-ON

OPPONENT	SCORE	R	SP	%
1.Amy Hall-VA	40/ 14	38	48	79.2
2.Sharon Chiddister-IN	41/ 18	48	62	77.4
3.Shalee Cason-PA	42/ 12	49	58	84.5
4.Kim Stockli-CA	37/ 40	42	58	72.4
5.Lucy Thibault-PQ	40/ 25	41	56	73.2
6.Dale LaValley-NH	41/ 15	45	60	75.0
7.Sue F Twyman-NY	40/ 21	56	66	84.8
8.Adelene Foster-TN	16/ 41	37	58	63.8
9.Lyne Pineault-PQ	42/ 36	41	58	70.7
10.Pat Pertuit-LA	42/ 17	36	54	66.7
11.Tamara Burke-WV	38/ 40	55	78	70.5
12.Sylvianne Moisan-PQ	6/ 40	43	58	74.1
13.Marlene Ray-TN	42/ 28	39	56	69.6
14.Sue Snyder-KY	32/ 41	55	74	74.3
15.Judy Curtiss-MI	0/ 41	12	28	42.9
16.Joan Elmore-TN	19/ 40	69	84	82.1
17.Debra Brown-VT	44/ 19	52	62	83.9
18.Gert Wilcziek-WI	24/ 42	47	74	63.5
19.Maxine Griffith-TN	40/ 17	48	56	85.7

W- 11 L- 8 626 853 1148 74.3

8.Amy Hall-VA

OPPONENT	SCORE	R	SP	%
1.Sandy Janssens-ON	14/ 40	29	48	60.4
2.Maxine Griffith-TN	37/ 41	59	80	73.8
3.Debra Brown-VT	42/ 36	44	64	68.8
4.Gert Wilcziek-WI	34/ 45	42	64	65.6
5.Sylvianne Moisan-PQ	20/ 41	61	78	78.2
6.Judy Curtiss-MI	28/ 40	50	68	73.5
7.Sue Snyder-KY	17/ 41	47	66	71.2
8.Kim Stockli-CA	42/ 39	39	64	60.9
9.Joan Elmore-TN	40/ 24	69	86	80.2
10.Tamara Burke-WV	41/ 35	53	68	77.9
11.Lucy Thibault-PQ	42/ 2	23	32	71.9
12.Pat Pertuit-LA	40/ 24	29	42	69.0
13.Lyne Pineault-PQ	40/ 29	60	74	81.1
14.Dale LaValley-NH	42/ 20	34	48	70.8
15.Marlene Ray-TN	14/ 40	35	54	64.8
16.Adelene Foster-TN	30/ 43	47	66	71.2
17.Sharon Chiddister-IN	37/ 42	69	94	73.4
18.Sue F Twyman-NY	42/ 16	41	50	82.0
19.Shalee Cason-PA	41/ 7	29	36	80.6

W- 10 L- 9 643 860 1182 72.8

9.Tamara Burke-WV

OPPONENT	SCORE	R	SP	%
1.Sharon Chiddister-IN	40/ 10	26	34	76.5
2.Sue F Twyman-NY	40/ 21	32	42	76.2
3.Marlene Ray-TN	42/ 26	49	64	76.6
4.Shalee Cason-PA	45/ 31	35	48	72.9
5.Debra Brown-VT	23/ 45	43	64	67.2
6.Kim Stockli-CA	33/ 42	59	78	75.6
7.Lucy Thibault-PQ	42/ 7	27	34	79.4
8.Lyne Pineault-PQ	31/ 42	47	76	61.8
9.Pat Pertuit-LA	40/ 32	38	54	70.4
10.Amy Hall-VA	35/ 41	51	68	75.0
11.Sandy Janssens-ON	40/ 38	57	78	73.1
12.Dale LaValley-NH	42/ 25	37	50	74.0
13.Joan Elmore-TN	13/ 40	49	64	76.6
14.Judy Curtiss-MI	31/ 40	38	58	65.5
15.Sue Snyder-KY	6/ 42	30	44	68.2
16.Sylvianne Moisan-PQ	14/ 41	34	52	65.4
17.Adelene Foster-TN	42/ 27	62	78	79.5
18.Maxine Griffith-TN	33/ 42	49	68	72.1
19.Gert Wilcziek-WI	41/ 24	38	54	70.4

W- 10 L- 9 633 801 1108 72.3

11.Debra Brown-VT

OPPONENT	SCORE	R	SP	%
1.Adelene Foster-TN	19/ 42	42	62	67.7
2.Shalee Cason-PA	21/ 40	58	80	72.5
3.Amy Hall-VA	36/ 42	42	64	65.6
4.Sharon Chiddister-IN	17/ 41	21	40	52.5
5.Tamara Burke-WV	45/ 23	50	64	78.1
6.Maxine Griffith-TN	41/ 38	52	70	74.3
7.Gert Wilcziek-WI	42/ 30	39	54	72.2
8.Dale LaValley-NH	41/ 28	38	56	67.9
9.Judy Curtiss-MI	35/ 41	45	62	72.6
10.Sue Snyder-KY	11/ 42	27	44	61.4
11.Joan Elmore-TN	21/ 44	47	68	69.1
12.Lucy Thibault-PQ	41/ 13	30	46	65.2
13.Sylvianne Moisan-PQ	10/ 40	34	50	68.0
14.Lyne Pineault-PQ	42/ 28	44	58	75.9
15.Sue F Twyman-NY	43/ 4	28	32	87.5
16.Pat Pertuit-LA	40/ 25	39	54	72.2
17.Sandy Janssens-ON	19/ 44	44	62	71.0
18.Marlene Ray-TN	42/ 33	62	82	75.6
19.Kim Stockli-CA	40/ 28	43	60	71.7

W- 10 L- 9 606 785 1108 70.8

13.Marlene Ray-TN

OPPONENT	SCORE	R	SP	%
1.Kim Stockli-CA	22/ 41	57	78	73.1
2.Lucy Thibault-PQ	42/ 22	34	50	68.0
3.Tamara Burke-WV	26/ 42	44	64	68.8
4.Sue F Twyman-NY	42/ 17	37	44	84.1
5.Joan Elmore-TN	31/ 41	64	80	80.0
6.Pat Pertuit-LA	42/ 10	25	36	69.4
7.Judy Curtiss-MI	38/ 43	44	62	71.0
8.Sylvianne Moisan-PQ	7/ 42	26	42	61.9
9.Sharon Chiddister-IN	41/ 7	29	36	80.6
10.Dale LaValley-NH	36/ 42	43	64	67.2
11.Lyne Pineault-PQ	42/ 19	34	50	68.0
12.Sue Snyder-KY	10/ 41	51	68	75.0
13.Sandy Janssens-ON	28/ 42	34	56	60.7
14.Maxine Griffith-TN	43/ 29	52	68	76.5
15.Amy Hall-VA	40/ 14	43	54	79.6
16.Shalee Cason-PA	41/ 24	47	60	78.3
17.Gert Wilcziek-WI	35/ 42	58	76	76.3
18.Debra Brown-VT	33/ 42	60	82	73.2
19.Adelene Foster-TN	41/ 17	49	62	79.0

W- 9 L- 10 640 831 1132 73.4

10.Adelene Foster-TN

OPPONENT	SCORE	R	SP	%
1.Debra Brown-VT	42/ 19	49	62	79.0
2.Judy Curtiss-MI	37/ 43	63	82	76.8
3.Gert Wilcziek-WI	36/ 42	51	70	72.9
4.Maxine Griffith-TN	40/ 37	48	68	70.6
5.Sharon Chiddister-IN	13/ 40	37	54	68.5
6.Lucy Thibault-PQ	41/ 4	29	34	85.3
7.Lyne Pineault-PQ	40/ 33	38	58	65.5
8.Sandy Janssens-ON	41/ 16	44	58	75.9
9.Dale LaValley-NH	40/ 18	39	54	72.2
10.Sue F Twyman-NY	42/ 23	51	70	72.9
11.Sue Snyder-KY	9/ 45	24	40	60.0
12.Joan Elmore-TN	11/ 42	40	56	71.4
13.Shalee Cason-PA	6/ 43	14	32	43.8
14.Sylvianne Moisan-PQ	13/ 43	32	48	66.7
15.Pat Pertuit-LA	40/ 6	26	30	86.7
16.Amy Hall-VA	43/ 30	52	66	78.8
17.Tamara Burke-WV	27/ 42	56	78	71.8
18.Kim Stockli-CA	42/ 16	40	52	76.9
19.Marlene Ray-TN	17/ 41	42	62	67.7

W- 10 L- 9 580 775 1074 72.2

12.Shalee Cason-PA

OPPONENT	SCORE	R	SP	%
1.Maxine Griffith-TN	41/ 38	59	78	75.6
2.Debra Brown-VT	40/ 21	63	80	78.8
3.Sandy Janssens-ON	12/ 42	40	58	69.0
4.Tamara Burke-WV	31/ 45	30	48	62.5
5.Lyne Pineault-PQ	39/ 42	48	72	66.7
6.Gert Wilcziek-WI	40/ 32	67	82	81.7
7.Pat Pertuit-LA	44/ 27	56	74	75.7
8.Sue Snyder-KY	10/ 43	39	58	67.2
9.Sylvianne Moisan-PQ	18/ 42	70	84	83.3
10.Joan Elmore-TN	12/ 40	35	50	70.0
11.Dale LaValley-NH	42/ 16	32	44	72.7
12.Judy Curtiss-MI	16/ 41	40	56	71.4
13.Adelene Foster-TN	43/ 6	25	32	78.1
14.Kim Stockli-CA	33/ 42	53	74	71.6
15.Lucy Thibault-PQ	40/ 7	22	28	78.6
16.Marlene Ray-TN	24/ 41	43	60	71.7
17.Sue F Twyman-NY	40/ 17	41	50	82.0
18.Sharon Chiddister-IN	40/ 32	57	74	77.0
19.Amy Hall-VA	7/ 41	18	36	50.0

W- 9 L- 10 572 838 1138 73.6

14.Lyne Pineault-PQ

OPPONENT	SCORE	R	SP	%
1.Judy Curtiss-MI	9/ 41	25	42	59.5
2.Gert Wilcziek-WI	6/ 41	23	42	54.8
3.Sylvianne Moisan-PQ	3/ 41	27	42	64.3
4.Sue Snyder-KY	17/ 42	36	58	62.1
5.Shalee Cason-PA	42/ 39	48	72	66.7
6.Joan Elmore-TN	12/ 42	62	78	79.5
7.Adelene Foster-TN	33/ 40	35	58	60.3
8.Tamara Burke-WV	42/ 31	52	76	68.4
9.Sandy Janssens-ON	36/ 42	40	58	69.0
10.Maxine Griffith-TN	40/ 12	41	46	89.1
11.Marlene Ray-TN	19/ 42	28	50	56.0
12.Sue F Twyman-NY	42/ 9	47	56	83.9
13.Amy Hall-VA	29/ 40	56	74	75.7
14.Debra Brown-VT	28/ 42	40	58	69.0
15.Kim Stockli-CA	40/ 30	49	66	74.2
16.Sharon Chiddister-IN	42/ 36	39	60	65.0
17.Dale LaValley-NH	42/ 33	51	68	75.0
18.Pat Pertuit-LA	43/ 22	35	52	67.3
19.Lucy Thibault-PQ	45/ 6	27	34	79.4

W- 9 L- 10 570 761 1090 69.8

15.Kim Stockli-CA

OPPONENT	SCORE	R	SP	%
1.Marlene Ray-TN	41/ 22	62	78	79.5
2.Joan Elmore-TN	40/ 35	49	66	74.2
3.Sue F Twyman-NY	22/ 40	27	46	58.7
4.Sandy Janssens-ON	40/ 37	43	58	74.1
5.Judy Curtiss-MI	25/ 42	42	62	67.7
6.Tamara Burke-WV	42/ 33	62	78	79.5
7.Sylvianne Moisan-PQ	21/ 42	56	76	73.7
8.Amy Hall-VA	39/ 42	37	64	57.8
9.Sue Snyder-KY	5/ 43	17	34	50.0
10.Gert Wilcziek-WI	13/ 42	32	50	64.0
11.Pat Pertuit-LA	41/ 17	37	48	77.1
12.Sharon Chiddister-IN	40/ 29	36	54	66.7
13.Dale LaValley-NH	42/ 38	47	72	65.3
14.Shalee Cason-PA	42/ 33	56	74	75.7
15.Lyne Pineault-PQ	30/ 40	46	66	69.7
16.Lucy Thibault-PQ	41/ 14	26	36	72.2
17.Maxine Griffith-TN	7/ 40	17	34	50.0
18.Adelene Foster-TN	16/ 42	32	52	61.5
19.Debra Brown-VT	28/ 40	39	60	65.0

W- 9 L- 10 575 763 1108 68.9

17.Dale LaValley-NH

OPPONENT	SCORE	R	SP	%
1.Sue Snyder-KY	6/ 41	16	34	47.1
2.Sylvianne Moisan-PQ	9/ 42	22	36	61.1
3.Joan Elmore-TN	6/ 41	23	38	60.5
4.Judy Curtiss-MI	25/ 42	37	58	63.8
5.Gert Wilcziek-WI	22/ 42	43	68	63.2
6.Sandy Janssens-ON	15/ 41	37	60	61.7
7.Maxine Griffith-TN	10/ 41	21	38	55.3
8.Debra Brown-VT	28/ 41	34	56	60.7
9.Adelene Foster-TN	18/ 40	32	54	59.3
10.Marlene Ray-TN	42/ 36	45	64	70.3
11.Shalee Cason-PA	16/ 42	24	44	54.5
12.Tamara Burke-WV	25/ 42	32	50	64.0
13.Kim Stockli-CA	38/ 42	47	72	65.3
14.Amy Hall-VA	20/ 42	27	48	56.3
15.Sharon Chiddister-IN	41/ 27	37	60	61.7
16.Sue F Twyman-NY	40/ 33	43	64	67.2
17.Lyne Pineault-PQ	33/ 42	48	68	70.6
18.Lucy Thibault-PQ	40/ 36	34	56	60.7
19.Pat Pertuit-LA	40/ 21	34	52	65.4

W- 5 L- 14 474 636 1020 62.4

19.Pat Pertuit-LA

OPPONENT	SCORE	R	SP	%
1.Sylvianne Moisan-PQ	13/ 41	27	46	58.7
2.Sue Snyder-KY	15/ 40	27	42	64.3
3.Judy Curtiss-MI	19/ 41	38	56	67.9
4.Joan Elmore-TN	21/ 40	32	46	69.6
5.Maxine Griffith-TN	6/ 42	10	26	38.5
6.Marlene Ray-TN	10/ 42	15	36	41.7
7.Shalee Cason-PA	27/ 44	48	74	64.9
8.Gert Wilcziek-WI	24/ 41	33	50	66.0
9.Tamara Burke-WV	32/ 40	35	54	64.8
10.Sandy Janssens-ON	17/ 42	29	54	53.7
11.Kim Stockli-CA	17/ 41	29	48	60.4
12.Amy Hall-VA	24/ 40	23	42	54.8
13.Sharon Chiddister-IN	15/ 41	21	40	52.5
14.Sue F Twyman-NY	33/ 42	33	64	51.6
15.Adelene Foster-TN	6/ 40	15	30	50.0
16.Debra Brown-VT	25/ 40	34	54	63.0
17.Lucy Thibault-PQ	40/ 25	24	42	57.1
18.Lyne Pineault-PQ	22/ 43	29	52	55.8
19.Dale LaValley-NH	21/ 40	29	52	55.8

W- 1 L- 18 387 531 908 58.5

16.Sharon Chiddister-IN

OPPONENT	SCORE	R	SP	%
1.Tamara Burke-WV	10/ 40	17	34	50.0
2.Sandy Janssens-ON	18/ 41	40	62	64.5
3.Maxine Griffith-TN	10/ 41	35	60	58.3
4.Debra Brown-VT	41/ 17	29	40	72.5
5.Adelene Foster-TN	40/ 13	46	54	85.2
6.Sue Snyder-KY	19/ 42	34	52	65.4
7.Joan Elmore-TN	16/ 40	53	74	71.6
8.Judy Curtiss-MI	6/ 43	21	36	58.3
9.Marlene Ray-TN	7/ 41	18	36	50.0
10.Sylvianne Moisan-PQ	16/ 40	34	54	63.0
11.Gert Wilcziek-WI	3/ 40	14	28	50.0
12.Kim Stockli-CA	29/ 40	33	54	61.1
13.Pat Pertuit-LA	41/ 15	29	40	72.5
14.Lucy Thibault-PQ	42/ 9	22	32	68.8
15.Dale LaValley-NH	27/ 41	34	60	56.7
16.Lyne Pineault-PQ	36/ 42	38	60	63.3
17.Amy Hall-VA	42/ 37	69	94	73.4
18.Shalee Cason-PA	32/ 40	55	74	74.3
19.Sue F Twyman-NY	42/ 39	51	72	70.8

W- 6 L- 13 477 672 1016 66.1

18.Sue F Twyman-NY

OPPONENT	SCORE	R	SP	%
1.Gert Wilcziek-WI	14/ 41	33	54	61.1
2.Tamara Burke-WV	21/ 40	26	42	61.9
3.Kim Stockli-CA	40/ 22	32	46	69.6
4.Marlene Ray-TN	17/ 42	28	44	63.6
5.Sue Snyder-KY	21/ 41	50	68	73.5
6.Sylvianne Moisan-PQ	12/ 41	34	52	65.4
7.Sandy Janssens-ON	21/ 40	49	66	74.2
8.Joan Elmore-TN	1/ 43	19	36	52.8
9.Maxine Griffith-TN	18/ 40	49	76	64.5
10.Adelene Foster-TN	23/ 42	45	70	64.3
11.Judy Curtiss-MI	10/ 41	24	42	57.1
12.Lyne Pineault-PQ	9/ 42	36	56	64.3
13.Lucy Thibault-PQ	43/ 6	28	38	73.7
14.Pat Pertuit-LA	42/ 33	34	64	53.1
15.Debra Brown-VT	4/ 43	15	32	46.9
16.Dale LaValley-NH	33/ 40	41	64	64.1
17.Shalee Cason-PA	17/ 40	33	50	66.0
18.Amy Hall-VA	16/ 42	31	50	62.0
19.Sharon Chiddister-IN	39/ 42	49	72	68.1

W- 3 L- 16 401 656 1022 64.2

20.Lucy Thibault-PQ


OPPONENT	SCORE	R	SP	%
1.Joan Elmore-TN	0/ 41	13	30	43.3
2.Marlene Ray-TN	22/ 42	28	50	56.0
3.Sue Snyder-KY	7/ 40	27	42	64.3
4.Sylvianne Moisan-PQ	4/ 42	15	32	46.9
5.Sandy Janssens-ON	25/ 40	35	56	62.5
6.Adelene Foster-TN	4/ 41	17	34	50.0
7.Tamara Burke-WV	7/ 42	16	34	47.1
8.Maxine Griffith-TN	14/ 44	11	36	30.6
9.Gert Wilcziek-WI	7/ 41	16	34	47.1
10.Judy Curtiss-MI	7/ 42	17	38	44.7
11.Amy Hall-VA	2/ 42	10	32	31.3
12.Debra Brown-VT	13/ 41	23	46	50.0
13.Sue F Twyman-NY	6/ 43	16	38	42.1
14.Sharon Chiddister-IN	9/ 42	11	32	34.4
15.Shalee Cason-PA	7/ 40	11	28	39.3
16.Kim Stockli-CA	14/ 41	17	36	47.2
17.Pat Pertuit-LA	25/ 40	20	42	47.6
18.Dale LaValley-NH	36/ 40	32	56	57.1
19.Lyne Pineault-PQ	6/ 45	15	34	44.1

W- 0 L- 19 215 350 730 47.9



WOMEN'S DIVISION CLASS A 2008 WORLD

1.Sue Snyder	KY	85.53	13.5	1.5	515	600	85.83	418
2.Sylvianne Moisan	PQ	81.65	13	2	511	600	85.17	465
3.Judy Curtiss	MI	80.33	13	2	480	600	80.00	392
4.Joan Elmore	TN	86.36	11	4	503	600	83.83	397
5.Rivers * Prewette	NC	78.47	10	5	474	600	79.00	378
6.Gert Wilcziek	WI	81.00	9	6	459	600	76.50	374
7.Tamara Burke	WV	78.00	8	7	444	600	74.00	369
8.Shalee Cason	PA	73.90	8	7	429	600	71.50	377
9.Maxine Griffith	TN	73.36	7.5	7.5	437	600	72.83	389
10.Marlene Ray	TN	82.28	7.5	7.5	435	600	72.50	342
11.Sandy Janssens	ON	80.00	7	8	438	600	73.00	288
12.Amy Hall	VA	82.07	5	10	418	600	69.67	338
13.Amy Francis	OH	76.14	4	11	362	600	60.33	227
14.Becky Kemper	KY	78.23	2.5	12.5	350	600	58.33	242
15.Renee Cowan	VA	72.50	1	14	300	600	50.00	212



WOMEN'S DIVISION CLASS B 2008 WORLD

1.Lucille * Leis	ON	72.27	13	2	401	600	66.83	468
2.Adelene Foster	TN	72.37	11	4	433	600	72.17	405
3.Sue F Twyman	NY	69.61	11	4	409	600	68.17	397
4.Lyne Pineault	PQ	70.92	10	5	405	600	67.50	392
5.Debra Brown	VT	66.84	9.5	5.5	431	600	71.83	408
6.Kim Stockli	CA	66.29	9	6	429	600	71.50	389
7.Mary Lee Claise	IN	67.45	8	7	370	600	61.67	364
8.Ruth * Rife	OH	70.44	7.5	7.5	403	600	67.17	345
9.Lucy Thibault	PQ	71.71	7	8	397	600	66.17	362
10.Dale LaValley	NH	63.44	6.5	8.5	378	600	63.00	342
11.Vicki Kunde	MD	65.95	6.5	8.5	354	600	59.00	313
12.Edi * Holland	MN	64.05	6	9	357	600	59.50	339
13.Jane * Jordan	SC	66.70	5.5	9.5	374	600	62.33	357
14.Tonja Pettit	OH	66.55	5	10	354	600	59.00	337
15.Cindy Hoffman	PA	69.82	3.5	11.5	388	600	64.67	333
16.Rosalie * Judy	WV	64.03	1	14	312	600	52.00	246



WOMEN'S DIVISION CLASS C 2008 WORLD

1.Pat Pertuit	LA	61.25	12	3	386	600	64.33	429
2.Sharon Chiddister	IN	61.83	11	4	413	600	68.83	454
3.Ellen Perry	NY	60.42	10	5	375	600	62.50	414
4.Judy * Dennis	MI	61.55	9.5	5.5	374	600	62.33	367
5.Barbara * Taylor	SC	61.00	9	6	405	600	67.50	428
6.Carolyn Lloyd	NC	60.18	9	6	377	600	62.83	420
7.Angeline * Moisan	PQ	59.47	8.5	6.5	342	600	57.00	398
8.Connie S * Reimer	IN	60.00	8	7	337	600	56.17	368
9.Terry Beagle	MI	61.33	7.5	7.5	346	600	57.67	363
10.Mary Matuke	MN	59.88	7.5	7.5	332	600	55.33	361
11.Sheryll Card	MI	60.12	7	8	367	600	61.17	405
12.Julie A Bernard	NY	62.87	7	8	356	600	59.33	381
13.Trisha Hoshaw	AZ	60.88	7	8	351	600	58.50	341
14.Janet Anzalone	CT	61.43	3	12	341	600	56.83	317
15.Crystal Sheehan	MN	60.20	2	13	311	600	51.83	285
16.Janet DiCalogero	MA	61.67	2	13	279	600	46.50	277



WOMEN'S DIVISION CLASS D 2008 WORLD

1.Estelle Green	NH	57.94	12	3	341	600	56.83	448
2.Marlene Cooper	OH	56.52	11	4	353	600	58.83	453
3.Marion Thomsen	NE	53.77	11	4	345	600	57.50	526
4.Melissa Schindel	OH	56.37	10	5	326	600	54.33	430
5.Helen Laumbach	NM	58.77	9	6	310	600	51.67	423
6.Helene * Dickinson	TX	53.88	9	6	302	600	50.33	413
7.Janet Manring	NC	54.15	8	7	305	600	50.83	420
8.Audra * Craven	MO	56.62	8	7	293	600	48.83	335
9.Edie * McKinney	WI	55.22	8	7	285	600	47.50	356
10.Bev Barger	PA	54.56	7	8	332	600	55.33	455
11.Carol * Sperber	WA	57.52	6	9	322	600	53.67	448
12.Regina * Hawes	FL	54.70	6	9	309	600	51.50	409
13.Sharron * Brown	CA	53.01	5	10	268	600	44.67	387
14.Marie * Hartman	ON	53.70	5	10	262	600	43.67	339
15.Doris * Miller	NM	56.94	3	12	215	600	35.83	283
16.Deb Scully	CT	54.78	2	13	224	600	37.33	283



WOMEN'S DIVISION CLASS E 2008 WORLD

1.Daisy * Franko	OH	48.80	13	2	336	600	56.00	512
2.Ida * Boschman	BC	52.74	12.5	2.5	333	600	55.50	531
3.Carolyn Smoke	ON	49.07	12	3	296	600	49.33	488
4.Gaie Shoman	CA	48.47	10	5	250	600	41.67	425
5.Stacy Robinson	MI	50.21	9	6	313	600	52.17	498
6.Jenny D * Morris	IN	52.49	8	7	294	600	49.00	427
7.Valarie Vigil	AZ	47.67	8	7	273	600	45.50	385
8.Deborah Michaud	MA	50.35	7	8	300	600	50.00	390
9.Tamara Becker	ON	47.86	7	8	267	600	44.50	398
10.Bonnie Lewis	WA	50.00	6.5	8.5	266	600	44.33	341
11.Patsy * Kontz	FL	49.25	6	9	287	600	47.83	348
12.Jane Barthlow	MD	49.80	6	9	273	600	45.50	373
13.Melaine Cote	PQ	48.41	5	10	265	600	44.17	327
14.Kathy Burkett	PA	52.66	5	10	254	600	42.33	374
15.Tina Hawkins	OK	50.32	3	12	246	600	41.00	316
16.Jeanette Claas	MO	46.84	2	13	198	600	33.00	243



WOMEN'S DIVISION CLASS F 2008 WORLD

1.Jo an * Douglas	PA	43.78	12	3	262	600	43.67	544
2.Ree * Cutright	MO	43.10	11	4	284	600	47.33	477
3.Claudette * Braswell	MD	42.04	11	4	270	600	45.00	447
4.Carolyn F * Slaughter	NY	45.21	11	4	258	600	43.00	419
5.Donna * Dodson	OH	43.48	9	6	242	600	40.33	425
6.Ginger Hundt	OH	43.60	9	6	231	600	38.50	401
7.Aileen * Godfrey	PA	44.85	8.5	6.5	299	600	49.83	507
8.Jo Ann * Stanford	TN	45.59	8.5	6.5	293	600	48.83	441
9.Susan Way	NY	43.95	7.5	7.5	238	600	39.67	381
10.Sharon Boehringer	OH	45.16	6	9	242	600	40.33	372
11.Dianna * Guill	OH	42.57	6	9	239	600	39.83	391
12.Donna Keefer	VA	43.28	5.5	9.5	186	600	31.00	285
13.Phyllis Quist	WA	44.26	5	10	226	600	37.67	412
14.Sandy Perry	VA	45.79	5	10	189	600	31.50	307
15.Elizabeth Ludlam	NY	43.55	5	10	171	600	28.50	295



WOMEN'S DIVISION CLASS G 2008 WORLD

1.Kathy Hash	PA	41.18	11	4	245	600	40.83	486
2.Nicole Brodeur	PQ	41.96	10	5	263	600	43.83	516
3.Beverly Forgues	VT	40.50	10	5	231	600	38.50	436
4.Debbie Despres	ON	39.56	10	5	229	600	38.17	454
5.Joann * Jones	MO	41.14	9.5	5.5	259	600	43.17	463
6.Gloria Smith	WI	41.29	9.5	5.5	245	600	40.83	479
7.Pam Copsey	MD	39.45	9	6	262	600	43.67	511
8.Patricia L Snelgrove	VA	41.24	9	6	229	600	38.17	438
9.Donna Bastel	MO	40.93	9	6	221	600	36.83	413
10.Dee McIntire	MO	39.69	8	7	234	600	39.00	425
11.Carol J * Johns	FL	39.75	7	8	225	600	37.50	377
12.Nelda * Addison	LA	41.38	6	9	177	600	29.50	361
13.Georgia McCormick	VT	40.30	5	10	177	600	29.50	312
14.Elaine * Troullier	WI	41.41	4	11	178	600	29.67	321
15.Mary Ann Sheehan	MN	41.61	3	12	170	600	28.33	319
16.Patricia Turner	NY	40.55	0	15	1	28	3.57	1



WOMEN'S DIVISION CLASS H 2008 WORLD

1.Gail Walker	VA	37.03	12	1	196	520	37.69	421
2.Loretta Nadeau	ON	36.68	10	3	199	520	38.27	456
3.Marg Evers	ON	37.00	10	3	193	520	37.12	434
4.Georgia * Burke	OK	39.17	8	5	157	520	30.19	362
5.Ann Lacey	MD	35.74	8	5	140	520	26.92	339
6.Dawn Clark	PA	37.93	7	6	162	520	31.15	333
7.Audrey J Wenger	IN	37.03	6.5	6.5	151	520	29.04	294
8.Laurie L Little	NY	37.28	6	7	172	520	33.08	351
9.Roxanne Main	CT	39.23	6	7	151	520	29.04	326
10.Connie Selleck	VT	37.73	6	7	145	520	27.88	323
11.Rose Mary A Walker	NY	36.48	4	9	151	520	29.04	314
12.Diane Dorler	NY	35.69	4	9	131	520	25.19	261
13.Helena * Morgan	OH	37.26	2.5	10.5	94	520	18.08	237
14.Barb Sharp	PA	35.76	1	12	142	520	27.31	285



WOMEN'S DIVISION CLASS I 2008 WORLD

1.Andrea * DeFoe	GA	33.83	12	1	218	520	41.92	504
2.Mary * Denzin	MN	33.36	10	3	188	520	36.15	423
3.Sandra Egan	RI	30.51	9	4	170	520	32.69	409
4.Terrie Singbeil	ON	35.46	9	4	170	520	32.69	396
5.Laurie Hosmer	OH	31.40	7.5	5.5	167	520	32.12	356
6.Charlene Hix	VA	34.21	6.5	6.5	144	520	27.69	354
7.Ginger Cain	OK	32.33	6	7	150	520	28.85	324
8.Nina Pearson	CO	34.89	5	8	134	520	25.77	324
9.Helen Mensinger	NY	30.52	5	8	131	520	25.19	286
10.Patti * Waters	FL	31.31	5	8	130	520	25.00	324
11.Carol Sanford	OH	32.44	5	8	105	520	20.19	278
12.Tonya Hix	VA	35.18	4	9	133	520	25.58	292
13.Cass * Litchfield	FL	32.85	4	9	118	520	22.69	292
14.Ruby Church	PA	33.54	3	10	122	520	23.46	222



WOMEN'S DIVISION CLASS J 2008 WORLD

1.Sabrina Sebastian	PA	30.08	10	3	172	520	33.08	353
2.Kara Vannoy	VA	27.98	9.5	3.5	163	520	31.35	351
3.Suzanne Miller	GA	30.31	9	4	165	520	31.73	370
4.Eleanor Weston	PA	25.75	8.5	4.5	154	520	29.62	325
5.Cookie Elmer	NJ	27.57	8	5	132	520	25.38	339
6.Rene' White	LA	29.68	8	5	109	520	20.96	282
7.Janice Eiler	MD	26.69	7	6	155	520	29.81	367
8.Marcela Santoyo	FL	28.84	7	6	151	520	29.04	354
9.Mary Lou Bishop	DE	29.79	7	6	147	520	28.27	295
10.Mary Holley	AB	25.95	7	6	93	520	17.88	265
11.Suzanne Evans	MO	25.64	4	9	117	520	22.50	266
12.Rose E Goodman	NY	27.74	4	9	116	520	22.31	281
13.Linda Moore	DE	24.66	2	11	68	520	13.08	158



WOMEN'S DIVISION CLASS K 2008 WORLD

1.Kari Mabry	MD	19.58	12	1	152	520	29.23	437
2.Judy B. Phillips	NC	23.61	10.5	2.5	169	520	32.50	419
3.Barbara Baxter	FL	20.69	10	3	131	520	25.19	360
4.Viola Kulmala	DE	23.05	9	4	137	520	26.35	369
5.Rachelle Ames	NY	23.25	8.5	4.5	160	520	30.77	375
6.Jean Olsen	PA	17.89	8	5	149	520	28.65	409
7.Kimberly Mabry	MD	22.55	6	7	124	520	23.85	328
8.Diana Martin	VT	17.95	6	7	115	520	22.12	298
9.Jamie Thomason	NJ	22.17	5	8	103	520	19.81	288
10.Kendra Jarvis	KS	22.08	5	8	95	520	18.27	275
11.LeeAnn Huggins	WV	18.44	3	10	119	520	22.88	250
12.Lori Wilczewski	NJ	17.61	3	10	99	520	19.04	242
13.Diana Packard	VT	24.19	3	10	78	520	15.00	224
14.Cathy Ardelean	MI	18.68	2	11	91	520	17.50	253



WOMEN'S DIVISION CLASS L 2008 WORLD

1.Shannon Smith	MD	13.25	12	1	115	520	22.12	367
2.Kelly Haley	NY	13.83	11.5	1.5	186	520	35.77	487
3.Shirley Frost	NY	17.28	11.5	1.5	133	520	25.58	464
4.Maryanne Dopler	CO	14.25	10	3	88	520	16.92	326
5.Victoria Highley	MO	16.78	8	5	95	520	18.27	313
6.Joan Belle	MA	10.36	8	5	61	520	11.73	279
7.Monica Painter	DE	9.83	6.5	6.5	46	520	8.85	200
8.Marilyn McPherson	PA	16.22	5	8	44	520	8.46	171
9.Lee Estep	PA	5.81	4	9	48	520	9.23	174
10.Linda Kahrig	OH	8.33	4	9	38	520	7.31	158
11.Celia Whitman	DE	7.50	4	9	23	520	4.42	159
12.Norma * Venavage	VA	12.98	3.5	9.5	37	520	7.12	126
13.Sheryl Arnold	ON	10.40	3	10	36	520	6.92	150

SENIOR WOMEN'S DIVISION CHAMPIONSHIP CLASS 2008 WORLD TOURNAMENT



SENIOR WOMEN'S DIVISION CHAMPIONSHIP CLASS 2008 WORLD

Name	State	Entry	W/L	Ringers	Shoes	Average	Points
1.Rivers Prewette	NC	79.00	5/0	217	268	80.97	206
2.Jane Jordan	SC	62.33	3/2	168	266	63.16	159
3.Judy Dennis	MI	62.33	3/2	182	294	61.90	167
4.Barbara Taylor	SC	67.50	2/3	160	266	60.15	147
5.Ruth Rife	OH	67.17	1/4	232	334	69.46	167
6.Lucille Leis	ON	66.83	1/4	175	288	60.76	123

1.Rivers Prewette-NC

OPONENT	SCORE	R	SP	%
1.Jane Jordan-SC	42/ 3	41	46	89.1
2.Judy Dennis-MI	40/ 11	30	36	83.3
3.Ruth Rife-OH	42/ 24	71	88	80.7
4.Lucille Leis-ON	41/ 11	37	46	80.4
5.Barbara Taylor-SC	41/ 11	38	52	73.1

W- 5 L- 0 206 217 268 81.0

3.Judy Dennis-MI

OPONENT	SCORE	R	SP	%
1.Barbara Taylor-SC	33/ 42	35	62	56.5
2.Rivers Prewette-NC	Nov-40	20	36	55.6
3.Lucille Leis-ON	40/ 36	47	72	65.3
4.Jane Jordan-SC	41/ 34	36	60	60.0
5.Ruth Rife-OH	42/ 33	44	64	68.8

W- 3 L- 2 167 182 294 61.9

5.Ruth Rife-OH

OPONENT	SCORE	R	SP	%
1.Lucille Leis-ON	38/ 42	55	80	68.8
2.Jane Jordan-SC	31/ 40	33	52	63.5
3.Rivers Prewette-NC	24/ 42	65	88	73.9
4.Barbara Taylor-SC	41/ 19	37	50	74.0
5.Judy Dennis-MI	33/ 42	42	64	65.6

W- 1 L- 4 167 232 334 69.5

2.Jane Jordan-SC

OPONENT	SCORE	R	SP	%
1.Rivers Prewette-NC	3/ 42	27	46	58.7
2.Ruth Rife-OH	40/ 31	34	52	65.4
3.Barbara Taylor-SC	40/ 35	40	60	66.7
4.Judy Dennis-MI	34/ 41	34	60	56.7
5.Lucille Leis-ON	42/ 15	33	48	68.8

W- 3 L- 2 159 168 266 63.2

4.Barbara Taylor-SC

OPONENT	SCORE	R	SP	%
1.Judy Dennis-MI	42/ 33	36	62	58.1
2.Lucille Leis-ON	40/ 19	28	42	66.7
3.Jane Jordan-SC	35/ 40	38	60	63.3
4.Ruth Rife-OH	19/ 41	29	50	58.0
5.Rivers Prewette-NC	11/ 41	29	52	55.8


W- 2 L- 3 147 160 266 60.2

6.Lucille Leis-ON

OPONENT	SCORE	R	SP	%
1.Ruth Rife-OH	42/ 38	54	80	67.5
2.Barbara Taylor-SC	19/ 40	22	42	52.4
3.Judy Dennis-MI	36/ 40	46	72	63.9
4.Rivers Prewette-NC	11/ 41	27	46	58.7
5.Jane Jordan-SC	15/ 42	26	48	54.2

W- 1 L- 4 123 175 288 60.8

JUNIOR BOYS DIVISION CHAMPIONSHIP CLASS 2008 WORLD TOURNAMENT



JUNIOR BOYS DIVISION CHAMPIONSHIP CLASS 2008 WORLD

Name	State	Entry	W/L	Ringers	Shoes	Average	Points
1. Michael Bowman	MO	71.96	10/1	408	562	72.60	437
2. Matt Fuller	WA	69.46	9/2	425	578	73.53	426
3. Kyle Bidwell	KS	67.14	9/2	358	512	69.92	405
4. John Perry	NY	70.00	9/2	376	572	65.73	400
5. Trevor Sipma	ND	68.04	6/5	357	554	64.44	400
6. Joey Mueller	MN	49.46	5/6	421	664	63.40	394
7. Gavin Kahrig	OH	46.07	5/6	251	514	48.83	293
8. Joshua Bowerman	NY	57.86	4/7	333	578	57.61	341
9. Joshua Wright	NY	44.29	4/7	286	524	54.58	309
10. Clayton Bonham III	MI	46.96	3/8	240	516	46.51	227
11. Seth Limbach	NE	44.29	2/9	230	522	44.06	268
12. Trevor Martin	MA	44.29	0/11	173	472	36.65	165

1. Michael Bowman-MO

OPPONENT	SCORE	R	SP	%
1. Joshua Wright-NY	40/ 8	22	32	68.8
2. Seth Limbach-NE	43/ 12	28	38	73.7
3. Trevor Martin-MA	44/ 6	25	32	78.1
4. Gavin Kahrig-OH	42/ 10	25	36	69.4
5. Clayton Bonham III-MI	42/ 8	27	38	71.1
6. Joey Mueller-MN	41/ 31	55	78	70.5
7. Joshua Bowerman-NY	42/ 10	31	40	77.5
8. Kyle Bidwell-KS	21/ 41	30	50	60.0
9. Trevor Sipma-ND	40/ 32	47	68	69.1
10. Matt Fuller-WA	41/ 36	70	90	77.8
11. John Perry-NY	41/ 28	48	60	80.0

W- 10 L- 1 437 408 562 72.6

2. Matt Fuller-WA

OPPONENT	SCORE	R	SP	%
1. Trevor Martin-MA	41/ 11	33	48	68.8
2. Gavin Kahrig-OH	42/ 7	29	36	80.6
3. Clayton Bonham III-MI	40/ 6	27	30	90.0
4. Joey Mueller-MN	43/ 23	49	64	76.6
5. Joshua Wright-NY	40/ 26	36	58	62.1
6. Seth Limbach-NE	42/ 9	21	30	70.0
7. Kyle Bidwell-KS	43/ 7	40	46	87.0
8. Trevor Sipma-ND	42/ 25	54	72	75.0
9. John Perry-NY	17/ 40	28	48	58.3
10. Michael Bowman-MO	36/ 41	68	90	75.6
11. Joshua Bowerman-NY	40/ 16	40	56	71.4

W- 9 L- 2 426 425 578 73.5

3. Kyle Bidwell-KS

OPPONENT	SCORE	R	SP	%
1. Clayton Bonham III-MI	40/ 19	43	58	74.1
2. Joey Mueller-MN	41/ 26	40	56	71.4
3. Joshua Wright-NY	30/ 42	34	56	60.7
4. Seth Limbach-NE	43/ 12	28	34	82.4
5. Trevor Martin-MA	43/ 6	23	30	76.7
6. Gavin Kahrig-OH	40/ 6	16	22	72.7
7. Matt Fuller-WA	7 / 43	28	46	60.9
8. Michael Bowman-MO	41/ 21	37	50	74.0
9. Joshua Bowerman-NY	40/ 35	45	70	64.3
10. John Perry-NY	40/ 4	29	36	80.6
11. Trevor Sipma-ND	40/ 34	35	54	64.8

W- 9 L- 2 405 358 512 69.9

4. John Perry-NY

OPPONENT	SCORE	R	SP	%
1. Seth Limbach-NE	40/ 27	34	56	60.7
2. Trevor Martin-MA	42/ 7	28	44	63.6
3. Gavin Kahrig-OH	41/ 16	23	36	63.9
4. Clayton Bonham III-MI	42/ 5	20	30	66.7
5. Joey Mueller-MN	40/ 36	57	76	75.0
6. Joshua Wright-NY	40/ 33	42	68	61.8
7. Trevor Sipma-ND	41/ 31	44	66	66.7
8. Joshua Bowerman-NY	42/ 34	31	52	59.6
9. Matt Fuller-WA	40/ 17	35	48	72.9
10. Kyle Bidwell-KS	4/ 40	18	36	50.0
11. Michael Bowman-MO	28/ 41	44	60	73.3

W- 9 L- 2 400 376 572 65.7

5.Trevor Sipma-ND

OPPONENT	SCORE	R	SP	%
1.Gavin Kahrig-OH	41/ 19	28	42	66.7
2.Clayton Bonham III-MI	41/ 9	23	32	71.9
3.Joey Mueller-MN	27/ 42	35	60	58.3
4.Joshua Wright-NY	40/ 11	25	34	73.5
5.Seth Limbach-NE	43/ 18	22	38	57.9
6.Trevor Martin-MA	45/ 4	21	32	65.6
7.John Perry-NY	31/ 41	40	66	60.6
8.Matt Fuller-WA	25/ 42	48	72	66.7
9.Michael Bowman-MO	32/ 40	45	68	66.2
10.Joshua Bowerman-NY	41/ 19	36	56	64.3
11.Kyle Bidwell-KS	34/ 40	34	54	63.0

W- 6 L- 5 400 357 554 64.4

7.Gavin Kahrig-OH

OPPONENT	SCORE	R	SP	%
1.Trevor Sipma-ND	19/ 41	21	42	50.0
2.Matt Fuller-WA	7/ 42	18	36	50.0
3.John Perry-NY	16/ 41	16	36	44.4
4.Michael Bowman-MO	10/ 42	14	36	38.9
5.Joshua Bowerman-NY	42/ 38	32	56	57.1
6.Kyle Bidwell-KS	6 / 40	5	22	22.7
7.Seth Limbach-NE	40/ 35	23	56	41.1
8.Trevor Martin-MA	41/ 22	18	46	39.1
9.Clayton Bonham III-MI	40/ 25	32	62	51.6
10.Joey Mueller-MN	31/ 45	36	62	58.1
11.Joshua Wright-NY	41/ 30	36	60	60.0

W- 5 L- 6 293 251 514 48.8

9.Joshua Wright-NY

OPPONENT	SCORE	R	SP	%
1.Michael Bowman-MO	8/ 40	11	32	34.4
2.Joshua Bowerman-NY	21/ 42	17	40	42.5
3.Kyle Bidwell-KS	42/ 30	37	56	66.1
4.Trevor Sipma-ND	11/ 40	15	34	44.1
5.Matt Fuller-WA	26/ 40	30	58	51.7
6.John Perry-NY	33/ 40	39	68	57.4
7.Joey Mueller-MN	16/ 40	24	44	54.5
8.Clayton BonhamN III-MI	40/ 17	28	46	60.9
9.Seth Limbach-NE	41/ 12	24	38	63.2
10.Trevor Martin-MA	41/ 28	29	48	60.4
11.Gavin Kahrig-OH	30/ 41	32	60	53.3

W- 4 L- 7 309 286 524 54.6

11.Seth Limbach-NE

OPPONENT	SCORE	R	SP	%
1.John Perry-NY	27/ 40	30	56	53.6
2.Michael Bowman-MO	12/ 43	19	38	50.0
3.Joshua Bowerman-NY	28/ 43	23	60	38.3
4.Kyle Bidwell-KS	12/ 43	18	34	52.9
5.Trevor Sipma-ND	18/ 43	14	38	36.8
6.Matt Fuller-WA	9/ 42	11	30	36.7
7.Gavin Kahrig-OH	35/ 40	23	56	41.1
8.Joey Mueller-MN	40/ 33	28	54	51.9
9.Joshua Wright-NY	12/ 41	15	38	39.5
10.Clayton Bonham III-MI	35/ 41	29	56	51.8
11.Trevor Martin-MA	40/ 39	20	62	32.3

W- 2 L- 9 268 230 522 44.1

6.Joey Mueller-MN

OPPONENT	SCORE	R	SP	%
1.Joshua Bowerman-NY	42/ 24	42	64	65.6
2.Kyle Bidwell-KS	26/ 41	35	56	62.5
3.Trevor Sipma-ND	42/ 27	39	60	65.0
4.Matt Fuller-WA	23/ 43	43	64	67.2
5.John Perry-NY	36/ 40	55	76	72.4
6.Michael Bowman-MO	31/ 41	52	78	66.7
7.Joshua Wright-NY	40/ 16	31	44	70.5
8.Seth Limbach-NE	33/ 40	27	54	50.0
9.Trevor Martin-MA	43/ 4	21	36	58.3
10.Gavin Kahrig-OH	45/ 31	39	62	62.9
11.Clayton Bonham III-MI	33/ 40	37	70	52.9

W- 5 L- 6 394 421 664 63.4

8.Joshua Bowerman-NY

OPPONENT	SCORE	R	SP	%
1.Joey Mueller-MN	24/ 42	37	64	57.8
2.Joshua Wright-NY	42/ 21	25	40	62.5
3.Seth Limbach-NE	43/ 28	30	60	50.0
4.Trevor Martin-MA	40/ 9	26	42	61.9
5.Gavin Kahrig-OH	38/ 42	32	56	57.1
6.Clayton Bonham III-MI	40/ 17	26	42	61.9
7.Michael Bowman-MO	10/ 42	20	40	50.0
8.John Perry-NY	34/ 42	29	52	55.8
9.Kyle Bidwell-KS	35/ 40	45	70	64.3
10.Trevor Sipma-ND	19/ 41	28	56	50.0
11.Matt Fuller-WA	16/ 40	35	56	62.5

W- 4 L- 7 341 333 578 57.6

10.Clayton Bonham III-MI

OPPONENT	SCORE	R	SP	%
1.Kyle Bidwell-KS	19/ 40	36	58	62.1
2.Trevor Sipma-ND	9/ 41	13	32	40.6
3.Matt Fuller-WA	6 /40	16	30	53.3
4.John Perry-NY	5/ 42	8	30	26.7
5.Michael Bowman-MO	8/ 42	16	38	42.1
6.Joshua Bowerman-NY	17/ 40	19	42	45.2
7.Trevor Martin-MA	40/ 29	20	52	38.5
8.Joshua Wright-NY	17/ 40	18	46	39.1
9.Gavin Kahrig-OH	25/ 40	27	62	43.5
10.Seth Limbach-NE	41/ 35	29	56	51.8
11.Joey Mueller-MN	40/ 33	38	70	54.3

W- 3 L- 8 227 240 516 46.5

12.Trevor Martin-MA

OPPONENT	SCORE	R	SP	%
1.Matt Fuller-WA	11/ 41	24	48	50.0
2.John Perry-NY	7/ 42	16	44	36.4
3.Michael Bowman-MO	6/ 44	13	32	40.6
4.Joshua Bowerman-NY	9/ 40	16	42	38.1
5.Kyle Bidwell-KS	6/ 43	11	30	36.7
6.Trevor Sipma-ND	4/ 45	8	32	25.0
7.Clayton Bonham III-MI	29/ 40	16	52	30.8
8.Gavin Kahrig-OH	22/ 41	13	46	28.3
9.Joey Mueller-MN	4/ 43	9	36	25.0
10.Joshua Wright-NY	28/ 41	25	48	52.1
11.Seth Limbach-NE	39/ 40	22	62	35.5

W- 0 L- 11 165 173 472 36.7

JUNIOR GIRLS DIVISION CHAMPIONSHIP CLASS 2008 WORLD TOURNAMENT



JUNIOR GIRLS DIVISION CHAMPIONSHIP CLASS 2008 WORLD

Name	State	Entry	W/L	Ringers	Shoes	Average	Points
1. Abby Green	OH	59.82	5/0	109	182	59.89	204
2. Mary Hargett	SC	51.07	4/1	99	180	55.00	178
3. Aleena Cook	WI	42.14	2/3	94	228	41.23	178
4. Rebecca Eatman	NC	38.04	2/3	47	194	24.23	94
5. Shaina Stover	SD	40.54	1/4	78	218	35.78	98
6. Samantha Sheehan	MA	32.68	1/4	86	242	35.54	127

1. Abby Green-OH

OPPONENT	SCORE	R	SP	%
1. Samantha Sheehan-MA	41/ 7	22	34	64.7
2. Rebecca Eatman-NC	42/ 0	13	26	50.0
3. Aleena Cook-WI	40/ 27	29	50	58.0
4. Shaina Stover-SD	41/ 5	23	36	63.9
5. Mary Hargett-SC	40/ 11	22	36	61.1

W- 5 L- 0 204 109 182 59.9

2. Mary Hargett-SC

OPPONENT	SCORE	R	SP	%
1. Rebecca Eatman-NC	44/ 0	17	22	77.3
2. Shaina Stover-SD	41/ 4	20	30	66.7
3. Samantha Sheehan-MA	40/ 7	25	40	62.5
4. Aleena Cook-WI	42/ 30	25	52	48.1
5. Abby Green-OH	11/ 40	12	36	33.3

W- 4 L- 1 178 99 180 55.0

3. Aleena Cook-WI

OPPONENT	SCORE	R	SP	%
1. Shaina Stover-SD	42/ 10	24	42	57.1
2. Samantha Sheehan-MA	37/ 43	11	52	21.2
3. Abby Green-OH	27/ 40	25	50	50.0
4. Mary Hargett-SC	30/ 42	21	52	40.4
5. Rebecca Eatman-NC	42/ 9	13	32	40.6

W- 2 L- 3 178 94 228 41.2

4. Rebecca Eatman-NC

OPPONENT	SCORE	R	SP	%
1. Mary Hargett-SC	0/ 44	3	22	13.6
2. Abby Green-OH	0/ 42	1	26	3.8
3. Shaina Stover-SD	40/ 38	18	54	33.3
4. Samantha Sheehan-MA	45/ 35	21	60	35.0
5. Aleena Cook-WI	9/ 42	4	32	12.5

W- 2 L- 3 94 47 194 24.2

5. Shaina Stover-SD

OPPONENT	SCORE	R	SP	%
1. Aleena Cook-WI	10/ 42	14	42	33.3
2. Mary Hargett-SC	4/ 41	8	30	26.7
3. Rebecca Eatman-NC	38/ 40	19	54	35.2
4. Abby Green-OH	5/ 41	12	36	33.3
5. Samantha Sheehan-MA	41/ 35	25	56	44.6

W- 1 L- 4 98 78 218 35.8

6. Samantha Sheehan-MA

OPPONENT	SCORE	R	SP	%
1. Abby Green-OH	7/ 41	10	34	29.4
2. Aleena Cook-WI	43/ 37	15	52	28.8
3. Mary Hargett-SC	7/ 40	16	40	40.0
4. Rebecca Eatman-NC	35/ 45	21	60	35.0
5. Shaina Stover-SD	35/ 41	24	56	42.9

W- 1 L- 4 127 86 242 35.5

JUNIOR BOYS AND GIRLS DIVISION 9 CHAMPIONSHIP CLASS 2008 WORLD TOURNAMENT



JUNIOR BOYS AND GIRLS DIVISION 9 CHAMPIONSHIP CLASS 2008 WORLD

Name	State	Entry	W/L	Ringers	Shoes	Average	Points
1. Brian Knupp	PA	51.6	6/1	99	248	39.92	211
2. Gunnar David	WI	8.07	5/2	90	216	41.67	201
3. Dayton C Campbell	VA	21.13	2/4	57	218	26.15	117
4. Matthew Trader	ND	2.76	0/6	5	170	2.94	22

1. Brian Knupp-PA

OPPONENT	SCORE	R	SP	%
1. Matthew Trader-ND	31/ 9	9	30	30.0
2. Gunnar David-WI	26/ 32	19	50	38.0
3. Dayton C Campbell-VA	29/ 21	13	50	26.0
4. Matthew Trader-ND	32/ 0	11	20	55.0
5. Gunnar David-WI	31/ 21	16	32	50.0
6. Dayton C Campbell-VA	30/ 11	16	32	50.0
7. Gunnar David-WI	32/ 20	15	34	44.1

W- 6 L- 1 211 99 248 39.9

2. Gunnar David-WI

OPPONENT	SCORE	R	SP	%
1. Dayton C Campbell-VA	35/ 3	12	22	54.5
2. Brian Knupp-PA	32/ 26	20	50	40.0
3. Matthew Trader-ND	31/ 1	10	16	62.5
4. Dayton C Campbell-VA	30/ 21	17	36	47.2
5. Brian Knupp-PA	21/ 31	12	32	37.5
6. Matthew Trader-ND	32/ 1	9	26	34.6
7. Brian Knupp-PA	20/ 32	10	34	29.4

W- 5 L- 2 201 90 216 41.7

3. Dayton C Campbell-VA


OPPONENT	SCORE	R	SP	%
1. Gunnar David-WI	3/ 35	3	22	13.6
2. Matthew Trader-ND	30/ 8	8	42	19.0
3. Brian Knupp-PA	21/ 29	14	50	28.0
4. Gunnar David-WI	21/ 30	15	36	41.7
5. Matthew Trader-ND	31/ 3	6	36	16.7
6. Brian Knupp-PA	30/ 11	11	32	34.4

W- 2 L- 4 117 57 218 26.1

4. Matthew Trader-ND

OPPONENT	SCORE	R	SP	%
1. Brian Knupp-PA	9/ 31	2	30	6.7
2. Dayton C Campbell-VA	30/ 8	0	42	0.0
3. Gunnar David-WI	31/ 1	0	16	0.0
4. Brian Knupp-PA	0/ 32	2	20	10.0
5. Dayton C Campbell-VA	31/ 3	0	36	0.0
6. Gunnar David-WI	1/ 32	1	26	3.8

W- 0 L- 6 22 5 170 2.9




JUNIOR BOYS AND GIRLS DIVISION CLASS K 2008 WORLD

1. Michael Bowman	MO	64.28	13	1	403	560	71.96	456
2. Matt Fuller	WA	70.24	9	5	389	560	69.46	395
3. Trevor Sipma	ND	65.38	8.5	5.5	381	560	68.04	369
4. Kyle Bidwell	KS	72.38	8	6	376	560	67.14	382
5. John Perry	NY	63.25	7.5	6.5	392	560	70.00	379
6. Mary * Hargett	SC	61.62	4.5	9.5	286	560	51.07	271
7. Joshua Bowerman	NY	61.97	3.5	10.5	324	560	57.86	329
8. Clayton Bonham III	MI	62.59	2	12	263	560	46.96	218



JUNIOR BOYS AND GIRLS DIVISION CLASS B 2008 WORLD

1. Abby * Green	OH	56.41	14	0	335	560	59.82	578
2. Gavin Kahrig	OH	46.68	10	4	258	560	46.07	447
3. Seth Limbach	NE	45.09	8	6	248	560	44.29	361
4. Josh Walters	PA	46.07	7	7	257	560	45.89	344
5. Joshua Wright	NY	41.60	6	8	248	560	44.29	441
6. C.J. Sebastian	PA	44.83	5	9	225	560	40.18	325
7. Joe Rolfes	MN	47.38	3	11	213	560	38.04	310
8. Bryan Huggins	WV	43.68	3	11	191	560	34.11	279



JUNIOR BOYS AND GIRLS DIVISION CLASS C 2008 WORLD

1. Joey Mueller	MN	38.23	12.5	1.5	277	560	49.46	487
2. Trevor Martin	MA	37.60	11	3	248	560	44.29	410
3. Aleena * Cook	WI	33.12	8	6	236	560	42.14	382
4. James Parsons	MI	30.75	7	7	226	560	40.36	397
5. Keith Cobin	NY	26.75	6	8	230	560	41.07	341
6. Shaina * Stover	SD	34.53	5.5	8.5	227	560	40.54	400
7. Josh Demoranville	MA	32.98	4	10	159	560	28.39	264
8. Samantha * Sheehan	MA	37.58	2	12	183	560	32.68	295



JUNIOR BOYS AND GIRLS DIVISION CLASS D 2008 WORLD

1. Rebecca * Eatman	NC	25.73	13	1	213	560	38.04	518
2. Jeremy Guyette	NH	23.47	11	3	188	560	33.57	428
3. Bruce Thomson	MO	18.75	9	5	155	560	27.68	381
4. David McDowell	VA	13.97	8.5	5.5	112	560	20.00	340
5. Katie * Sheehan	MN	19.36	6	8	143	560	25.54	381
6. James Price III	ID	16.40	4	10	90	560	16.07	252
7. Adrienne * Koonce	IL	22.43	3	11	118	560	21.07	276
8. Zachary A Short	MD	25.47	1.5	12.5	111	560	19.82	267



JUNIOR BOYS AND GIRLS DIVISION CLASS E 2008 WORLD

1. Kristin * Koonce	IL	12.35	11	3	117	560	20.89	391
2. Ryan Cobin	NY	10.75	10	4	118	560	21.07	331
3. Travis Sluys	CA	13.42	10	4	89	560	15.89	344
4. Jennifer * Trader	ND	11.15	9	5	105	560	18.75	351
5. Billie May * Bonham	MI	8.85	9	5	86	560	15.36	329
6. Paige * Highley	MO	10.66	3.5	10.5	54	560	9.64	209
7. Alex Fauteux	MA	10.49	3	11	51	560	9.11	195
8. Daniel Freeman	MD	7.79	0.5	13.5	48	560	8.57	172



JUNIOR BOYS AND GIRLS DIVISION CLASS F 2008 WORLD

1.Heather * Selleck	VT	6.61	10	0	42	400	10.50	166
2.Logan Page	PA	6.45	7	3	77	400	19.25	221
3.Jenny * Packard	VT	7.42	7	3	35	400	8.75	133
4.Shivonne * Arnold	ON	4.24	4	6	22	400	5.50	107
5.Lincoln VanPelt	PA	5.94	2	8	8	400	2.00	72



JUNIOR BOYS AND GIRLS DIVISION CLASS G 2008 WORLD

1.Kate * Knights	CO	3.33	10	0	31	400	7.75	224
2.Emily * Hatrick	PA	3.03	7	3	16	400	4.00	152
3.Chelsea * Breeden	WV	3.62	6.5	3.5	12	400	3.00	96
4.Nicholas Arnold	ON	3.48	3.5	6.5	8	400	2.00	85
5.Elizabeth * Vannoy	VA	2.42	2	8	8	400	2.00	76
6.Dillian Brown	PA	2.15	1	9	10	400	2.50	66

REPORT YOUR 2008 STATE/PROVINCIAL TOURNAMENT RESULT IN THE NOVEMBER/DECEMBER ISSUE OF **"Newsline"**

Results of your State or Provincial Tournament may be submitted for publication in the next issue of "Horseshoe Pitching Newsline".

Please submit your results in Word, Excel or text format via email if possible. Send results to: psummerlin@cablespeed.com

Please submit your results in the following format.

All Championship groups – Submit name, win/loss record and percentage for all pitchers in the group.

Submit only the winner of the classes other than the championship groups with the same information as above.

If submitting reports via regular "snail" mail, send to: Paula Summerlin, "Newsline" Editor, PO Box 536, Webberville, MI 48892-0536

Deadline for results to be submitted for publication is October 1st.

Now in 12 models!

All shoes are NHPA Sanctioned.

Pairs are match weighted to within 1/5 of an ounce.


All models are dead soft.

There's a shoe for every style!




Add some horsepower to your game!


Pitch Thoroughbred Horseshoes!




MUSTANG




BRONCO PRO-FLIP




SNYDER E-Z FLIP




SNYDER E-Z FLIP II




MAGNET




SIX SHOOTER




SIDEWINDER



GLORY




PONY (Approx. 2 lbs. 4 oz.)



SIX HIX



G-X-L (Under 2 pounds!)



CHALLENGER

View all our products and order on-line at: www.horseshoesonline.com

Call anytime for prices:
1-800-841-4685

Manufactured by:
W WHITE
DISTRIBUTORS
All models are made in the USA

All of the above models are available through any NHPA Game Related Sales Agent



All the equipment you need . . .



HORSESHOES
PAIRS OR SETS

SCOREPADS • ROUND ROBIN
CARDS • JUDGING TOOLS • GAUGES •
PERCENTAGE BOOKS • CAPS • TOWELS • CARRYING CASES • WINDBREAKERS • SWEATSHIRTS • TEE SHIRTS • AND MORE!

Support Your
National
Horseshoe
Pitchers
Association.

Contact a
Distributor
near you for
the products
shown in this
ad and many
other Game
Related Items.

NHPA GAME RELATED SALES DISTRIBUTORS

DENNIS OHMS
777 W. Midvalley Road
Cedar City, UT 84720
(866) 586-9353
ohms@netutah.com
www.dennishorseshoes.com

MIKE LITTELL
4363 Shoreline Dr.
Spring Park, MN 55384
(612)327-6350
Mikeshorseshoe@yahoo.com
www.mikeshorseshoes.com

JIM & CAM SHILLING
5044 A County Rd. 64
Spencerville, IN 46788
(260) 238-4879
shilling4@mindspring.com

WALLY SHIPLEY
HORSESHOE OUTLET
Managed by Hal Griswold
32612 Balearic Road
Dana Point, CA 92629
(949) 496-0577
setibird@yahoo.com

QUAIL RIDGE GAME
RELATED SALES
100 Bluestem Way
Wentzville, MO 63395-3799
(636) 327-5271

NHPA Game Related Sales
Roy Evans, Director
2366 Centerline Industrial Dr.
St. Louis, MO 63146-3302
nhpags@evanspe.com

RON & POLLY'S HORSESHOE
PITCHING SUPPLIES
Formerly Harris Horseshoe Pitching Supplies
P.O. Box 221
Oakwood, TX 75855
(936) 827-5669 or
(936) 520-8826
horseshoes.4you@yahoo.com
www.horseshoes.4u.com

NHPA NEWSLINE

VOL. 20, NO. 5

Subscription Office

3085 75th St., Franksville, WI 53126

CHANGE SERVICE REQUESTED

PRESORTED
STANDARD
US POSTAGE PAID
LANSING, MI
PERMIT NO. 622